

Bedford Place & Carlton Place Consultation Questionnaire Results

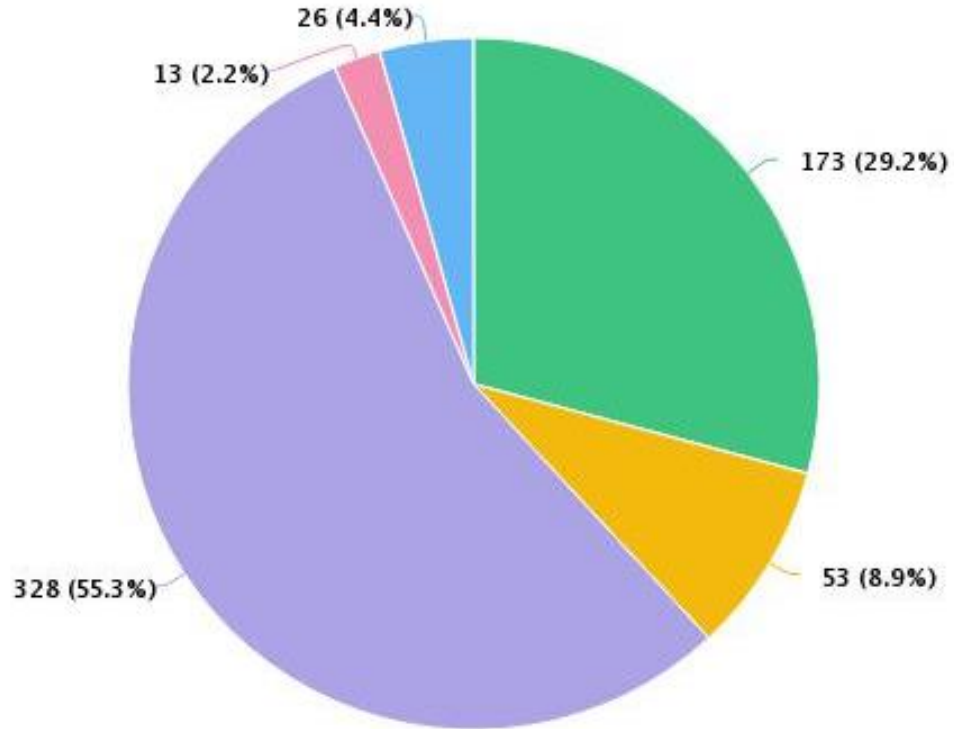
November 2022

Key Findings

- 593 respondents completed the consultation questionnaire.
- 53% of responses were from the SO15 postcode area.
- 38% of respondents live or work in the Bedford Place and Carlton Place area; 55% live elsewhere in Southampton.
- 13 responses were submitted on behalf of businesses/organisations.
- 43% walk/scoot/wheel to and from the area; 18% cycle and 27% travel by car/van/taxi.
- The most popular reason for visiting the area is to eat and drink in the bars and restaurants (75%), followed by to visit the specialty shops (38%).
- 94% feel that the proposed measures for Carlton Place will bring more visitors to the area (92% for Bedford Place)
- Over 89% of respondents feel the measures proposed for both Bedford Place and Carlton Place will make the area feel safer, benefit the local environment and make the area more accessible for disabled people and people with mobility issues.
- 85% of respondents would support the closing of part of Bedford Place, if the opportunity were to arise in the future.
- More people heard about the consultation via social media than any other channel (44%). 35% of those who live or work in the area heard about it via a letter from the council.

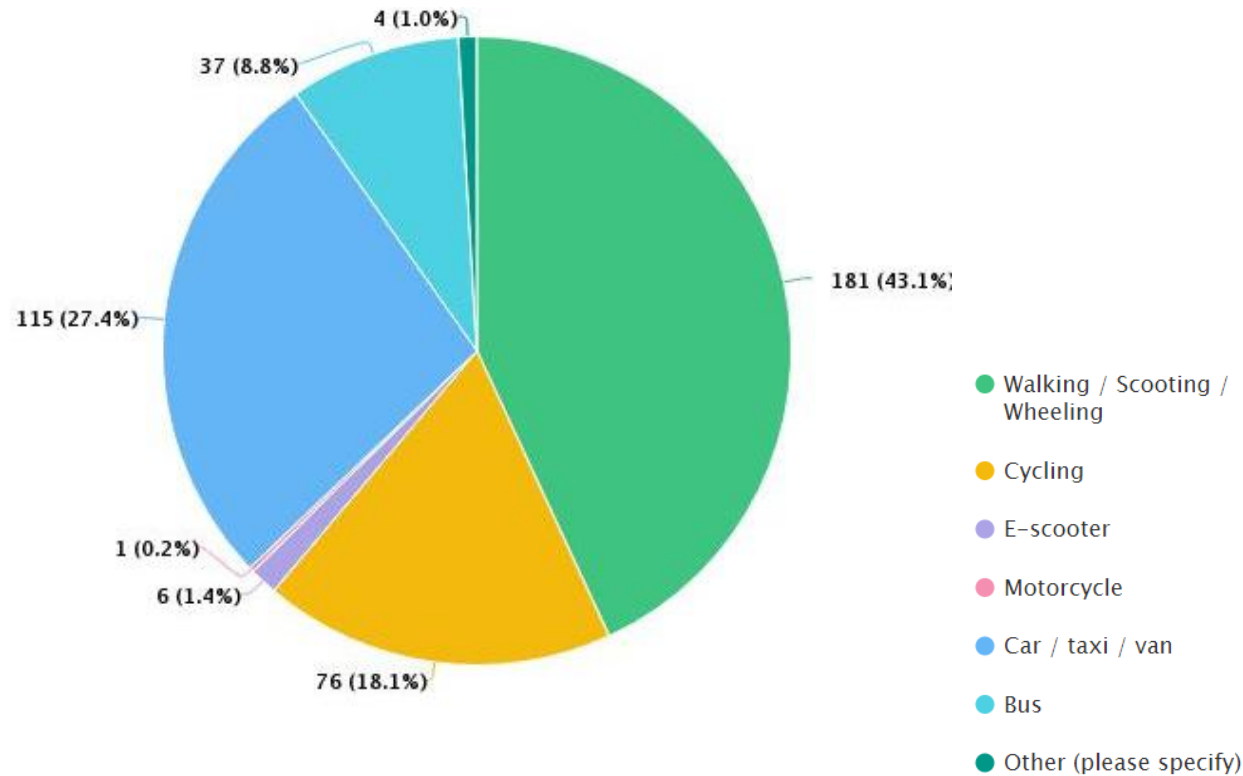
Q1 Please select in which role you will be completing this consultation questionnaire.

- 38% of respondents live or work in the area
- 55% live elsewhere in Southampton



- I am a resident of the Bedford Place / Carlton Place area
- I work in the Bedford Place / Carlton Place area
- I am a resident of elsewhere in Southampton
- I am representing a business or organisation (e.g. community group, resident's association, council, school, college or other organisation)
- Other (please specify)
- I am representing a business or organisation (e.g. community group, resident's association, council, school, college or other organisation)

Q3 What is your main mode of transport for getting to and from Bedford Place and Carlton Place?



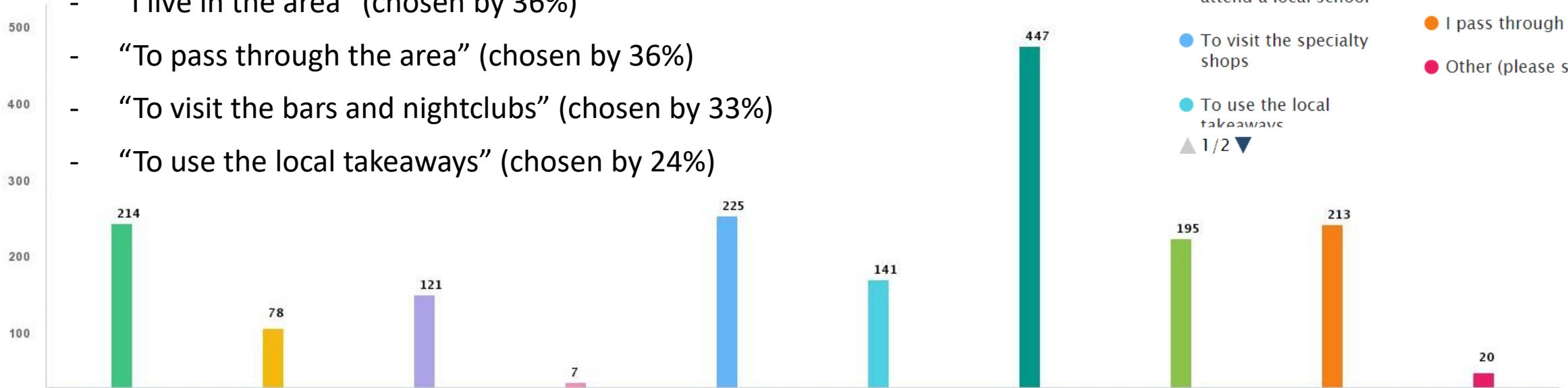
- 43% walk/scoot/wheel to and from the area
- 18% cycle to/from the area
- 27% travel to and from the area by car/van/taxi

Q4 What are your main reasons for spending time in the Bedford Place and Carlton Place area.

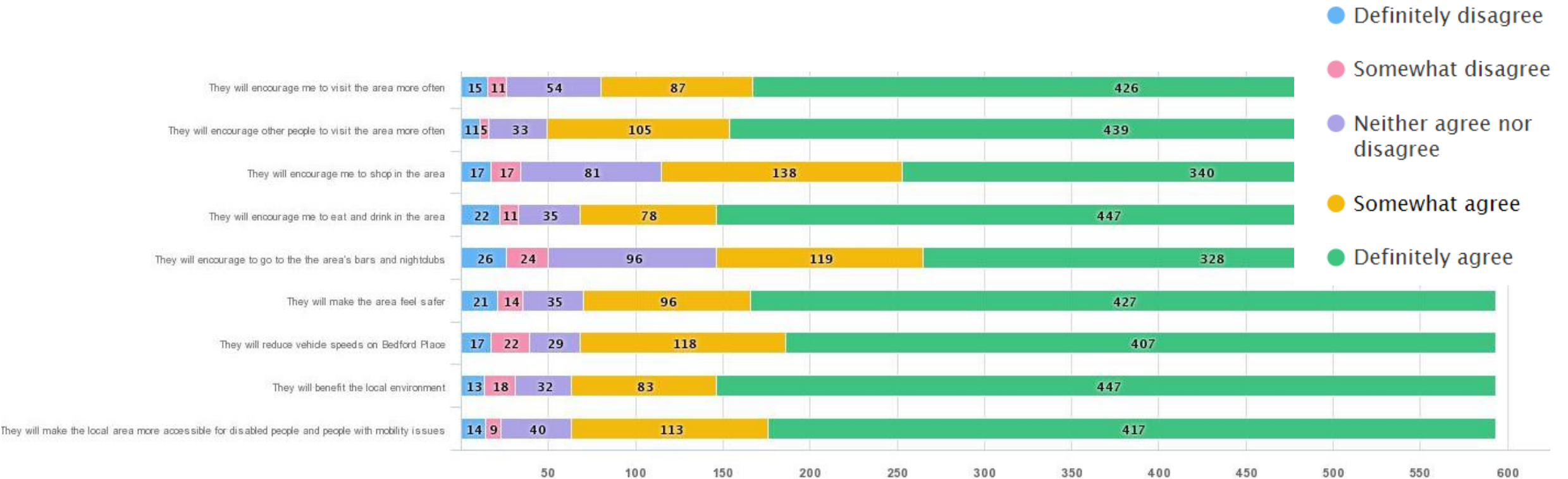
The most popular reasons chosen for spending time in the area were:

- “To eat and drink in the bars and restaurants” (chosen by 75% of respondents)
- “To visit the specialty shops” (chosen by 38%)
- “I live in the area” (chosen by 36%)
- “To pass through the area” (chosen by 36%)
- “To visit the bars and nightclubs” (chosen by 33%)
- “To use the local takeaways” (chosen by 24%)

- I live in the area
- I work here
- I do my food and grocery shopping here
- My child/children attend a local school
- To visit the specialty shops
- To use the local takeaways
- To use the local takeaways
- To eat and drink at the bars and restaurants
- To visit the bars and nightclubs
- I pass through the area
- Other (please specify)



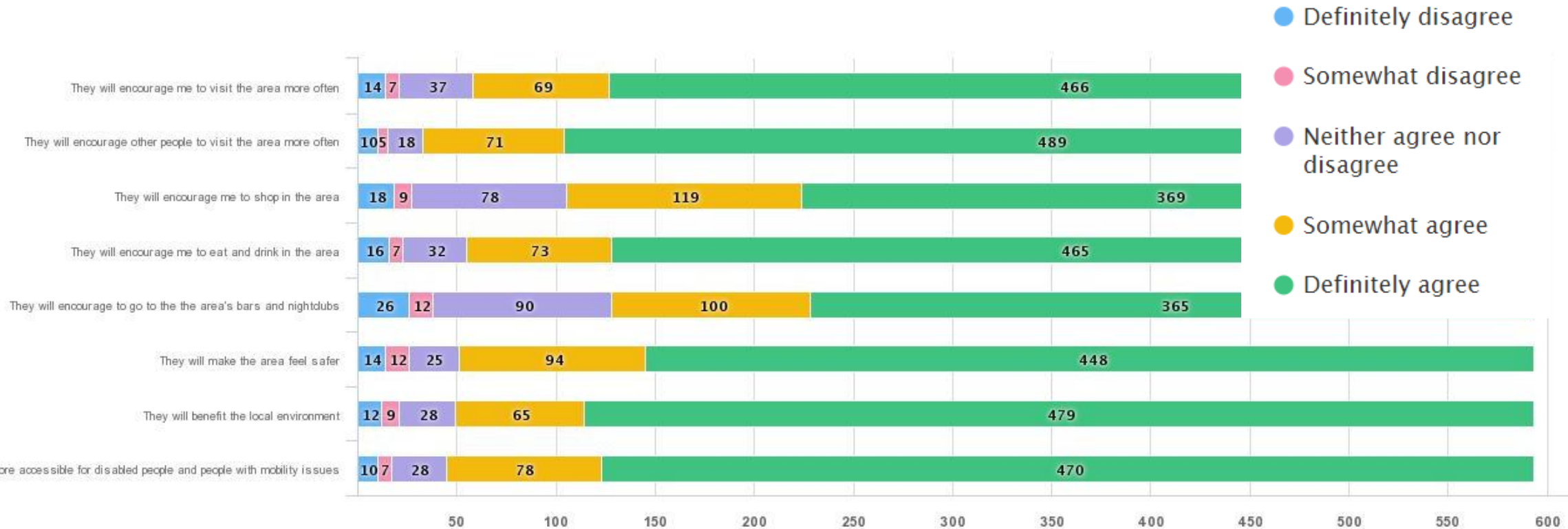
Q5 To what extent do you agree or disagree with the following statements about the proposed improvements to Bedford Place?



Q5 To what extent do you agree or disagree with the following statements about the proposed improvements to Bedford Place?

- Between 75% and 92% of respondents agree with each of the statements regarding the Bedford Place measures:
 - 86% feel that the measures will encourage them to visit the area more often
 - 92% feel that the measures will encourage other people to visit the area more often
 - 81% feel they will be encouraged to shop more in the area
 - 89% feel they will be encouraged to eat and drink in the area
 - 75% feel they will be encouraged to go to the area's bars and nightclubs
 - 88% feel the measures will make the area feel safer
 - 89% feel the measures will reduce vehicle speeds on Bedford Place
 - 89% feel the measures will benefit the local environment
 - 89% feel the measures will make the local area more accessible for disabled people and people with mobility issues

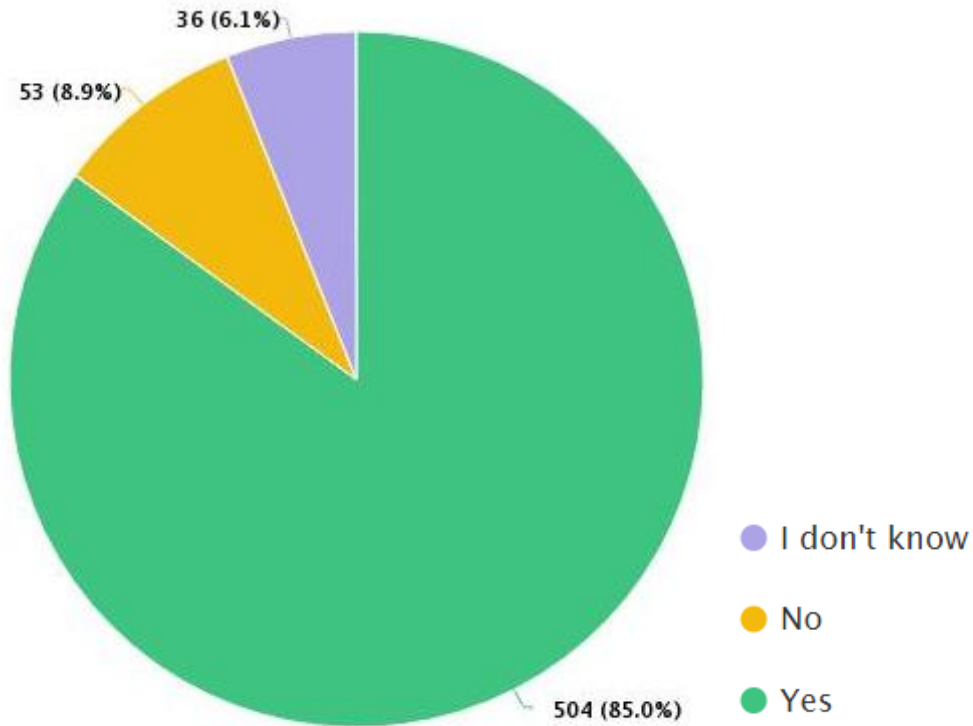
Q7 To what extent do you agree or disagree with the following statements about the proposed improvements to Carlton Place?



Q7 To what extent do you agree or disagree with the following statements about the proposed improvements to Carlton Place?

- Between 79% and 95% of respondents agree with each of the statements regarding the Carlton Place measures:
 - 90% feel that the measures will encourage them to visit the area more often
 - 94% feel that the measures will encourage other people to visit the area more often
 - 82% feel they will be encouraged to shop more in the area
 - 91% feel they will be encouraged to eat and drink in the area
 - 78% feel they will be encouraged to go to the area's bars and nightclubs
 - 91% feel the measures will make the area feel safer
 - 92% feel the measures will benefit the local environment
 - 92% feel the measures will make the local area more accessible for disabled people and people with mobility issues

Q9 If the opportunity were to arise in the future, would you support the pedestrianisation of a section of Bedford Place (the street)?



- Overall, 85% of respondents would support the closing of part of Bedford Place (593 responses)
 - 79% of those who live or work in the area (226 responses) would support the closing of part of Bedford Place
 - 91% of those who live elsewhere in Southampton (297 responses) would support the closing of part of Bedford Place