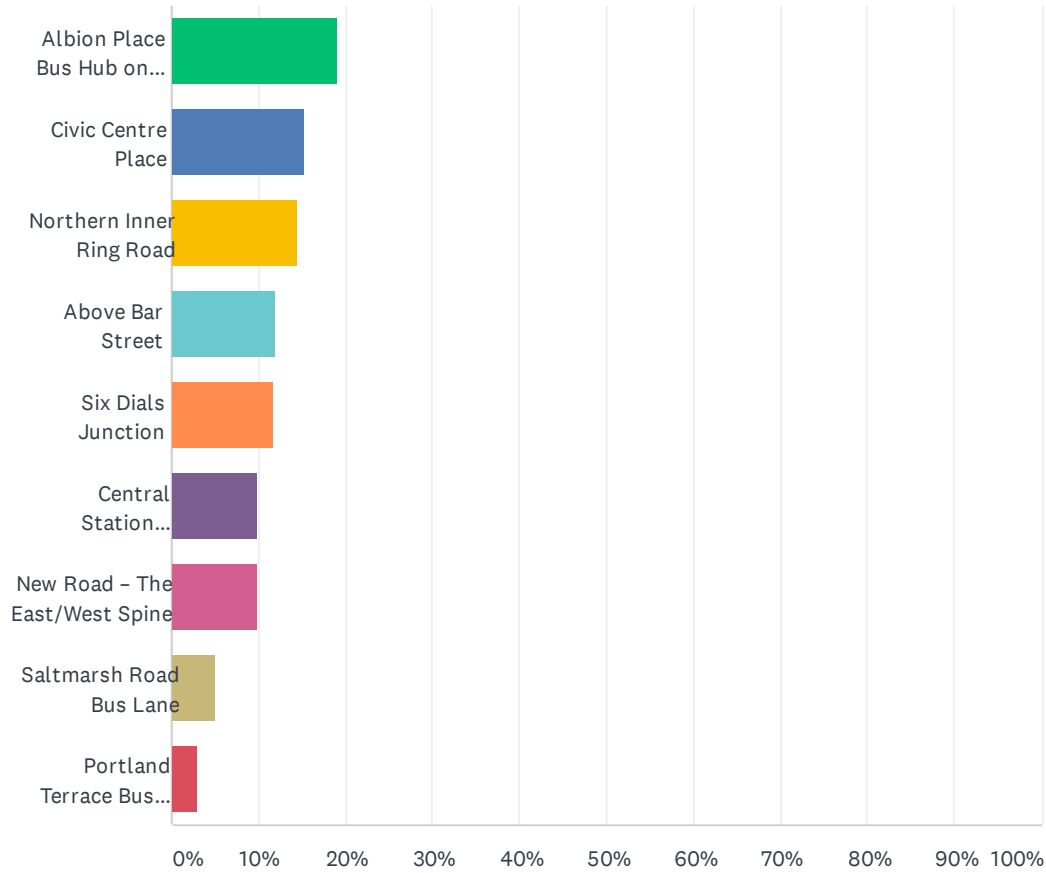


# Q1 Which scheme do you want to feedback on?

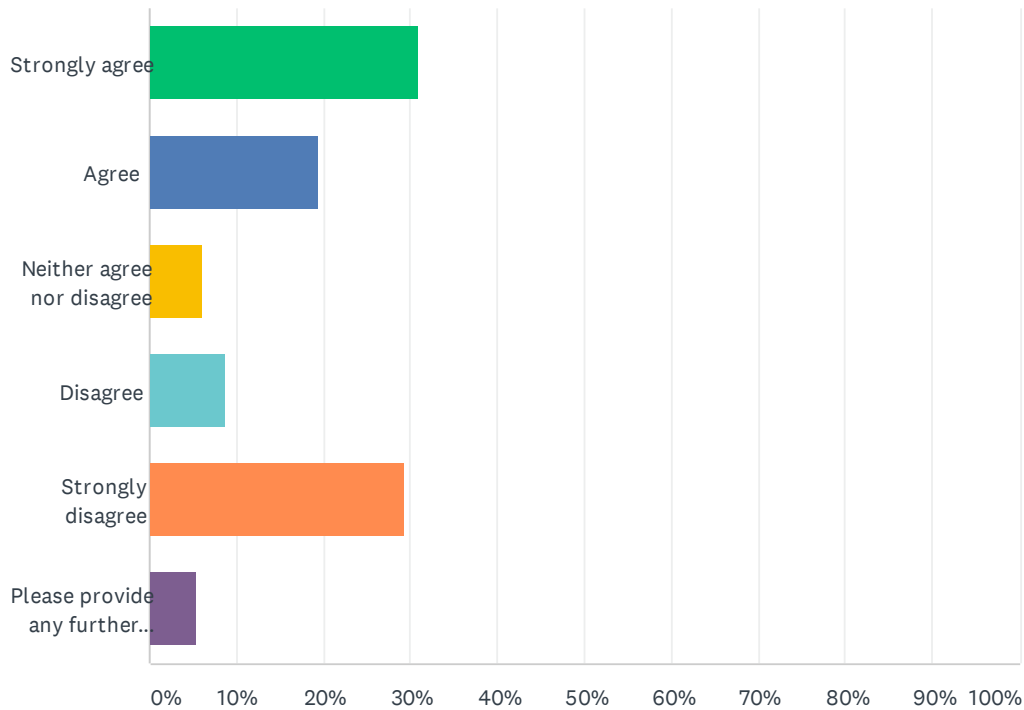
Answered: 1,976 Skipped: 52



ANSWER CHOICES	RESPONSES	
Albion Place Bus Hub on Portland Terrace	19.03%	376
Civic Centre Place	15.18%	300
Northern Inner Ring Road	14.47%	286
Above Bar Street	11.94%	236
Six Dials Junction	11.64%	230
Central Station Interchange	9.87%	195
New Road – The East/West Spine	9.82%	194
Saltmarsh Road Bus Lane	5.06%	100
Portland Terrace Bus Lane	2.99%	59
<b>TOTAL</b>		<b>1,976</b>

Q2 To what extent do you agree or disagree with the council’s proposal to provide enhancements to the NIRR to increase road capacity in order to offset a reduction in capacity through the City Centre? This means traffic will move around the City Centre rather than through it. (Please note this will not impact deliveries, disabled parking or access to existing residential areas)

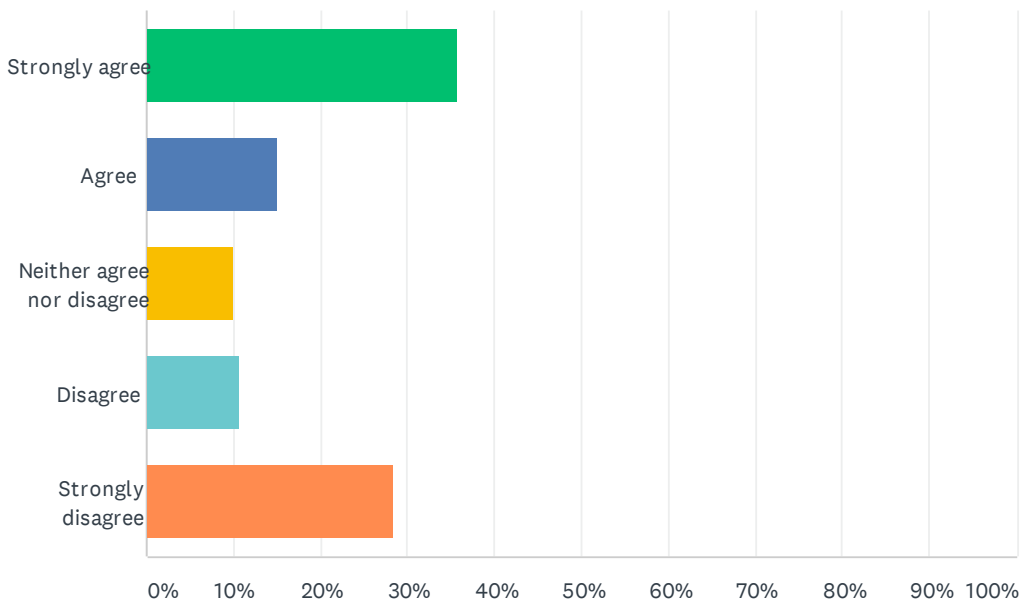
Answered: 310 Skipped: 1,718



ANSWER CHOICES	RESPONSES	
Strongly agree	30.97%	96
Agree	19.35%	60
Neither agree nor disagree	6.13%	19
Disagree	8.71%	27
Strongly disagree	29.35%	91
Please provide any further comments	5.48%	17
<b>TOTAL</b>		<b>310</b>

Q3 To what extent do you agree or disagree with the council's commitment to encourage sustainable travel by improving bus, pedestrian and bicycle routes? This includes the connection at key locations across the ring road.

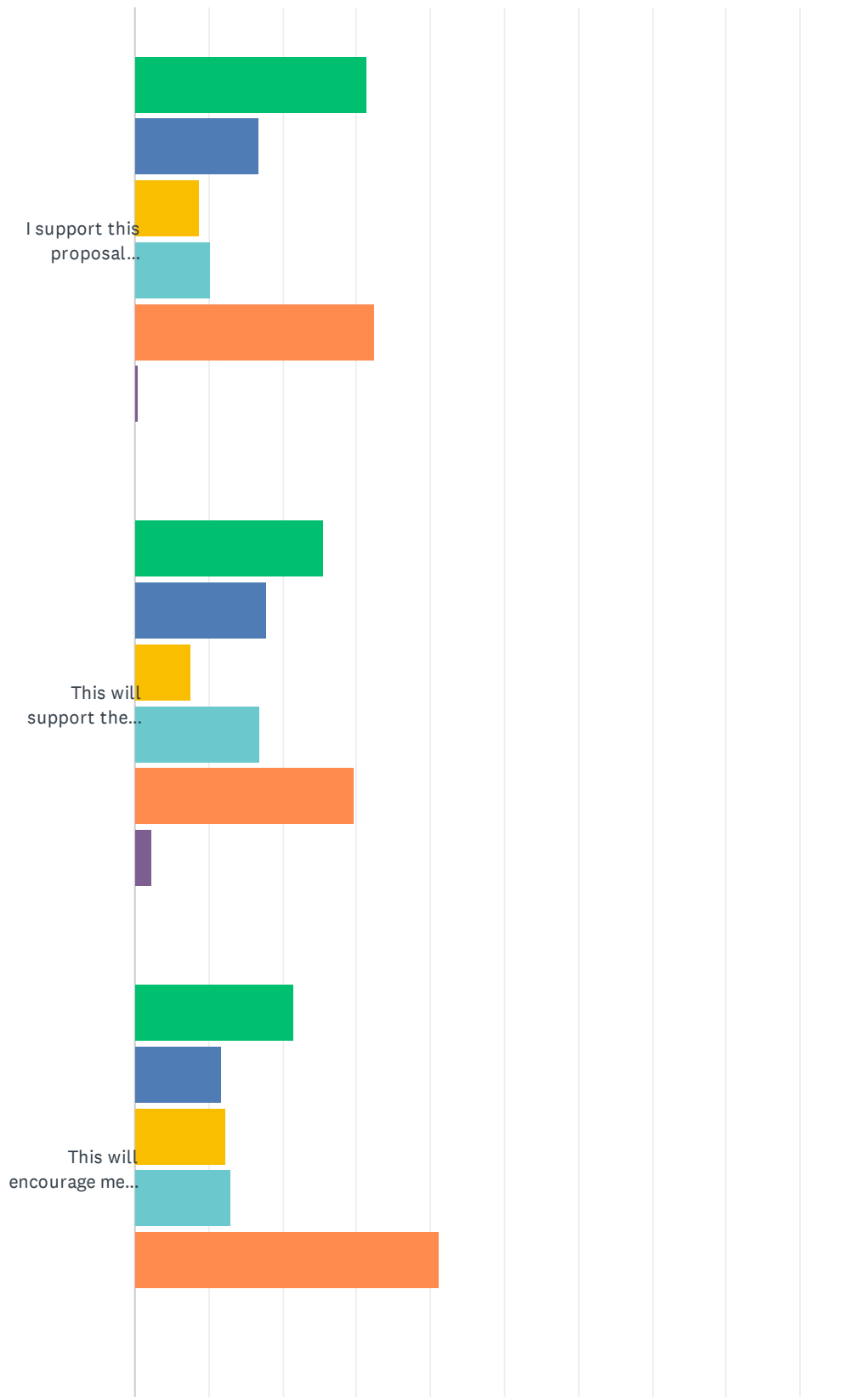
Answered: 310 Skipped: 1,718

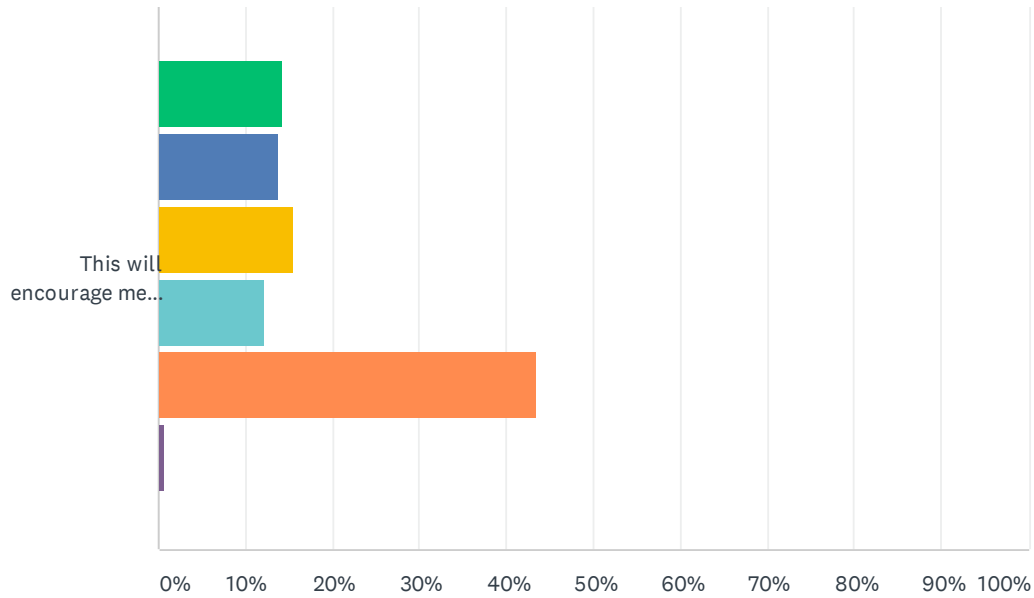


ANSWER CHOICES	RESPONSES	
Strongly agree	35.81%	111
Agree	15.16%	47
Neither agree nor disagree	10.00%	31
Disagree	10.65%	33
Strongly disagree	28.39%	88
<b>TOTAL</b>		<b>310</b>

# Q4 Thinking about the proposed changes, to what extent do you agree or disagree with the following statements?

Answered: 306 Skipped: 1,722



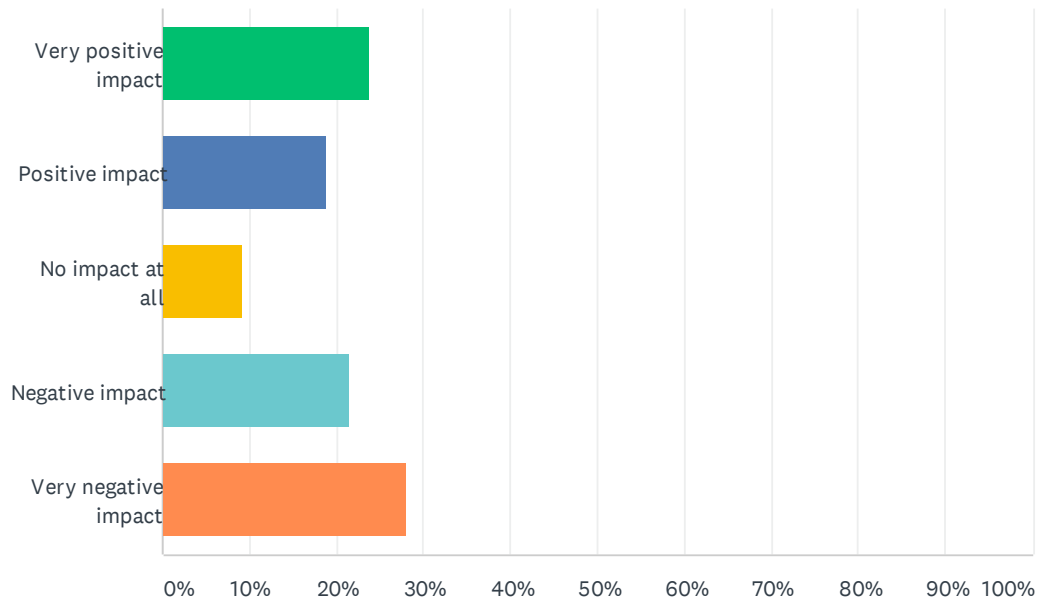


■ Strongly Agree  
 ■ Agree  
 ■ Neither  
 ■ Disagree  
 ■ Strongly Disagree  
 ■ Don't know

	STRONGLY AGREE	AGREE	NEITHER	DISAGREE	STRONGLY DISAGREE	DON'T KNOW	TOTAL
I support this proposal overall	31.48% 96	16.72% 51	8.85% 27	10.16% 31	32.46% 99	0.33% 1	305
This will support the reduction of congestion/air pollution	25.50% 77	17.88% 54	7.62% 23	16.89% 51	29.80% 90	2.32% 7	302
This will encourage me to walk or cycle more	21.57% 66	11.76% 36	12.42% 38	13.07% 40	41.18% 126	0.00% 0	306
This will encourage me to use buses or trains more	14.19% 43	13.86% 42	15.51% 47	12.21% 37	43.56% 132	0.66% 2	303

### Q5 If the proposals were to be implemented, what impact do you feel this may have on you, local businesses or the wider community?

Answered: 307 Skipped: 1,721



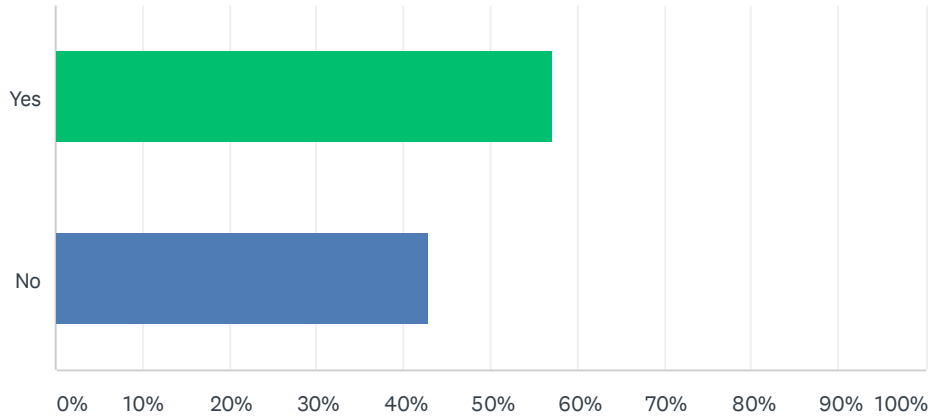
ANSWER CHOICES	RESPONSES	
Very positive impact	23.78%	73
Positive impact	18.89%	58
No impact at all	9.12%	28
Negative impact	21.50%	66
Very negative impact	28.01%	86
Total Respondents: 307		

**Q6 Please provide any further feedback on this scheme using the box below.**

Answered: 163 Skipped: 1,865

## Q7 Do you want to feedback on any other schemes?

Answered: 310 Skipped: 1,718

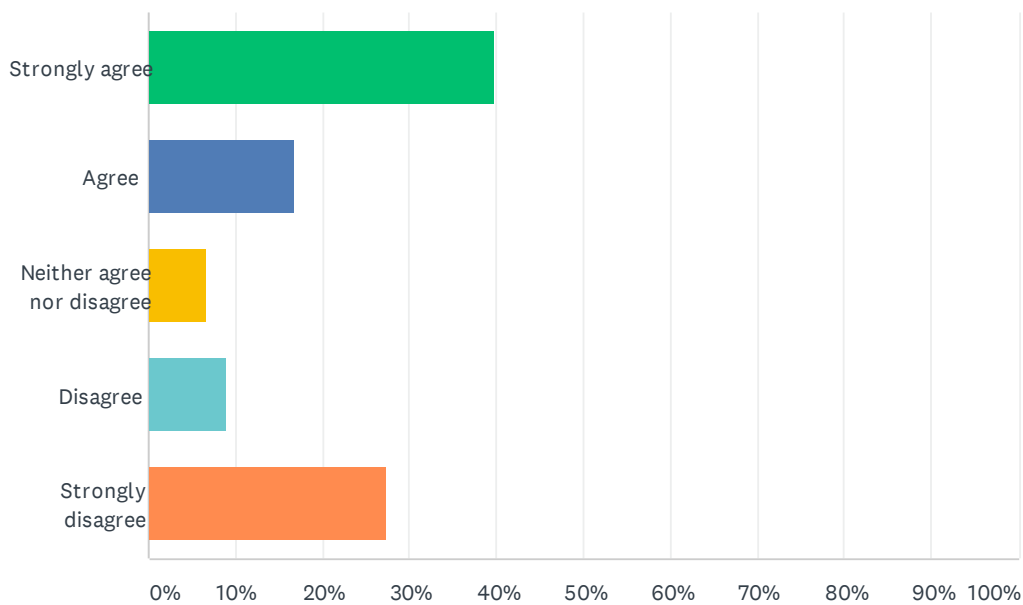


ANSWER CHOICES	RESPONSES	
Yes	57.10%	177
No	42.90%	133
Total Respondents: 310		



### Q8 To what extent do you agree or disagree with the council’s proposal for the Civic Centre Place scheme, to enhance the public space, improve access and connections for people traveling on foot, by bike and by bus?

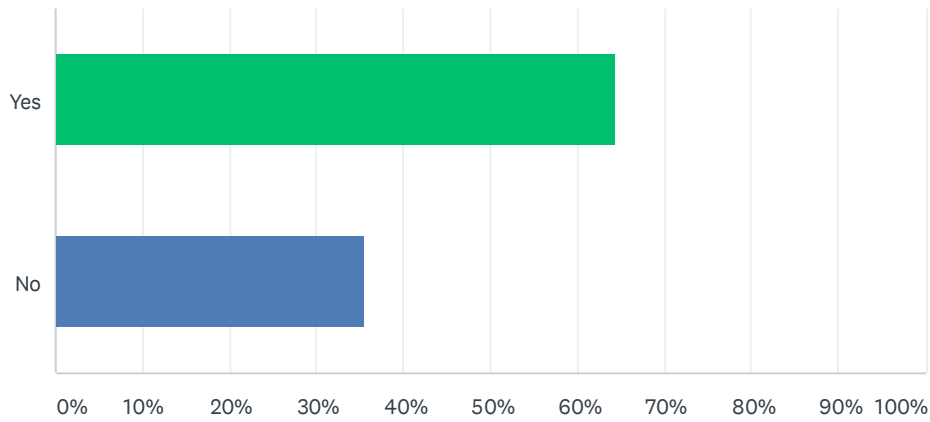
Answered: 309 Skipped: 1,719



ANSWER CHOICES	RESPONSES	
Strongly agree	39.81%	123
Agree	16.83%	52
Neither agree nor disagree	6.80%	21
Disagree	9.06%	28
Strongly disagree	27.51%	85
<b>TOTAL</b>		<b>309</b>

### Q9 With the improvements introduced to Civic Centre Place, do you think you will feel safer as a pedestrian or cyclist?

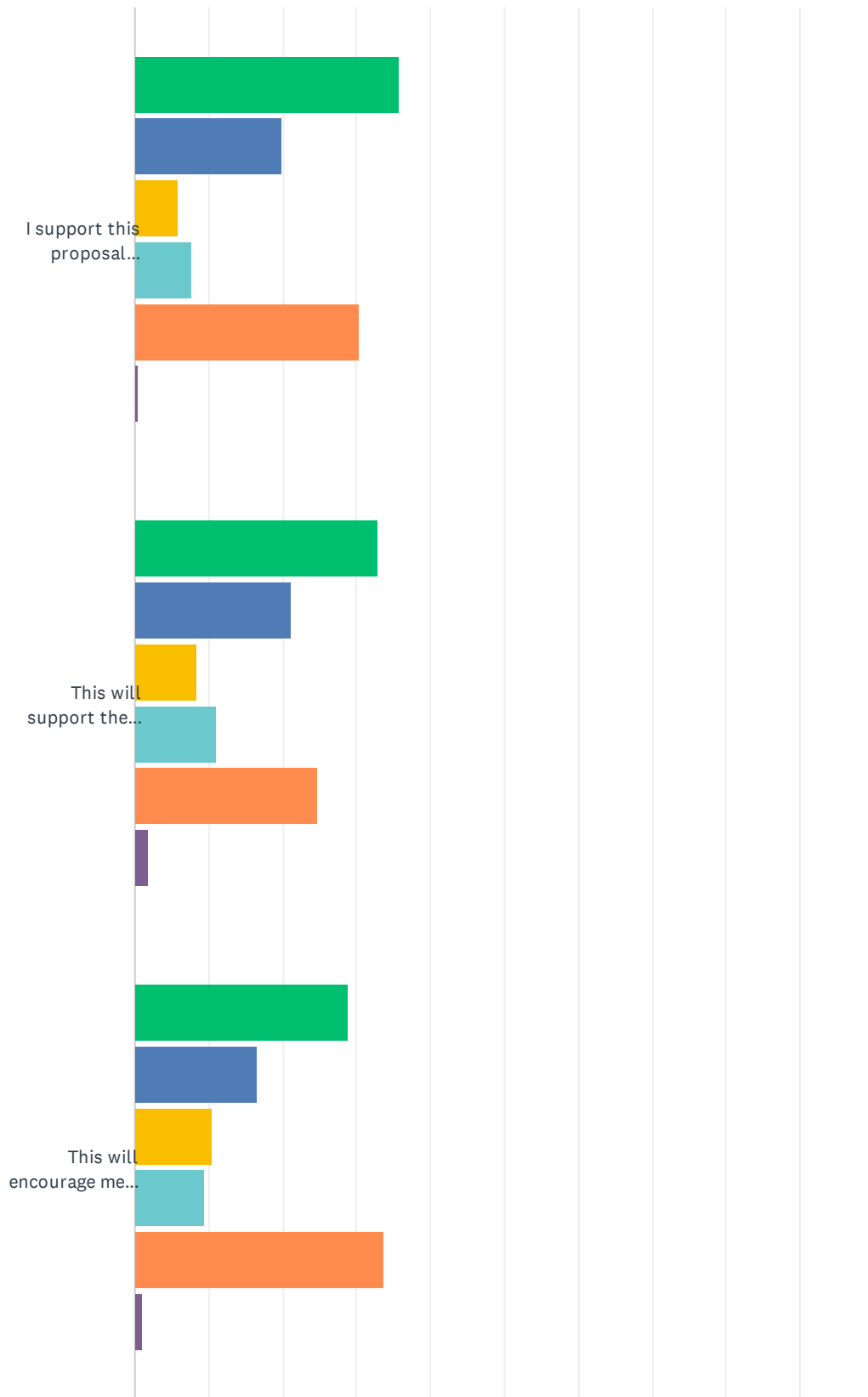
Answered: 306 Skipped: 1,722

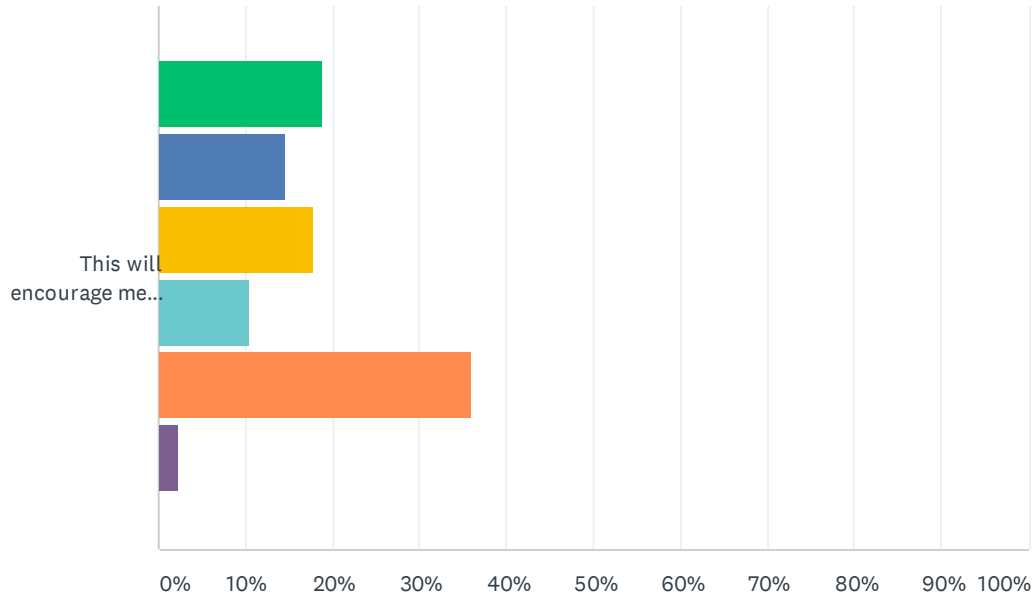


ANSWER CHOICES	RESPONSES	
Yes	64.38%	197
No	35.62%	109
TOTAL		306

# Q10 Thinking about the proposed changes, to what extent do you agree or disagree with the following statements?

Answered: 308 Skipped: 1,720



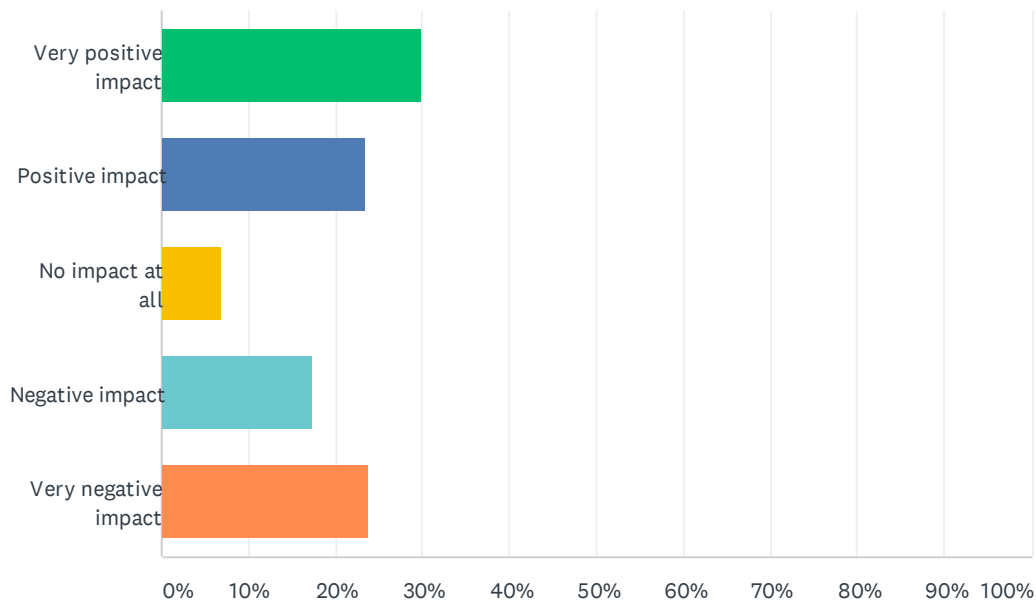


■ Strongly Agree  
 ■ Agree  
 ■ Neither  
 ■ Disagree  
 ■ Strongly Disagree  
 ■ Don't know

	STRONGLY AGREE	AGREE	NEITHER	DISAGREE	STRONGLY DISAGREE	DON'T KNOW	TOTAL
I support this proposal overall	35.83% 110	19.87% 61	5.86% 18	7.82% 24	30.29% 93	0.33% 1	307
This will support the reduction of congestion/air pollution	32.79% 101	21.10% 65	8.44% 26	11.04% 34	24.68% 76	1.95% 6	308
This will encourage me to walk or cycle more	28.90% 89	16.56% 51	10.39% 32	9.42% 29	33.77% 104	0.97% 3	308
This will encourage me to use buses or trains more	18.83% 58	14.61% 45	17.86% 55	10.39% 32	36.04% 111	2.27% 7	308

# Q11 If the proposals were to be implemented, what impact do you feel this may have on you, local businesses or the wider community?

Answered: 307 Skipped: 1,721



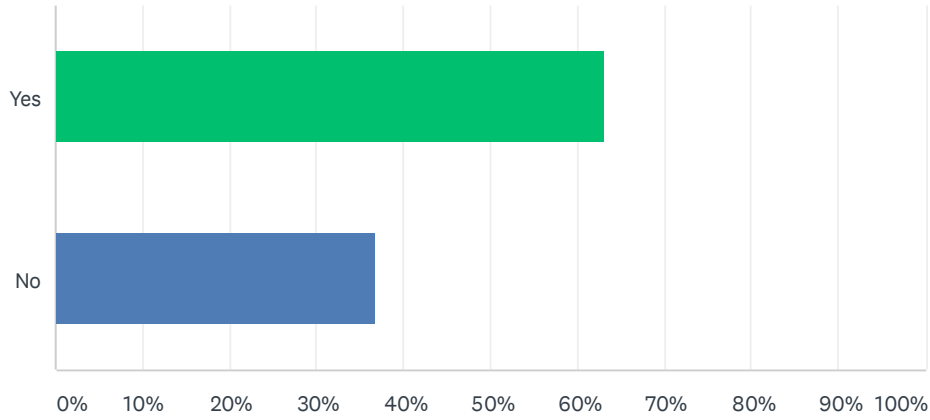
ANSWER CHOICES	RESPONSES	
Very positive impact	29.97%	92
Positive impact	23.45%	72
No impact at all	6.84%	21
Negative impact	17.26%	53
Very negative impact	23.78%	73
Total Respondents: 307		

**Q12 Please provide any further feedback on this scheme using the box below.**

Answered: 167 Skipped: 1,861

### Q13 Do you want to feedback on any other schemes?

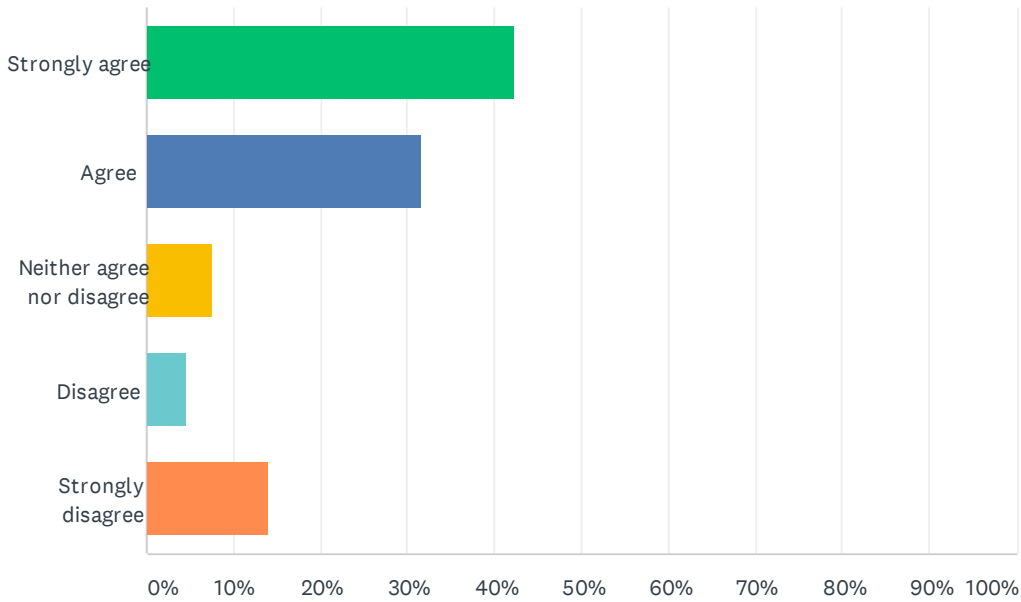
Answered: 309 Skipped: 1,719



ANSWER CHOICES	RESPONSES	
Yes	63.11%	195
No	36.89%	114
Total Respondents: 309		

### Q14 To what extent do you agree or disagree with the council's proposal to improve the forecourt of Southampton Central Station, in order to cater more effectively for different modes of transport, particularly buses?

Answered: 199 Skipped: 1,829

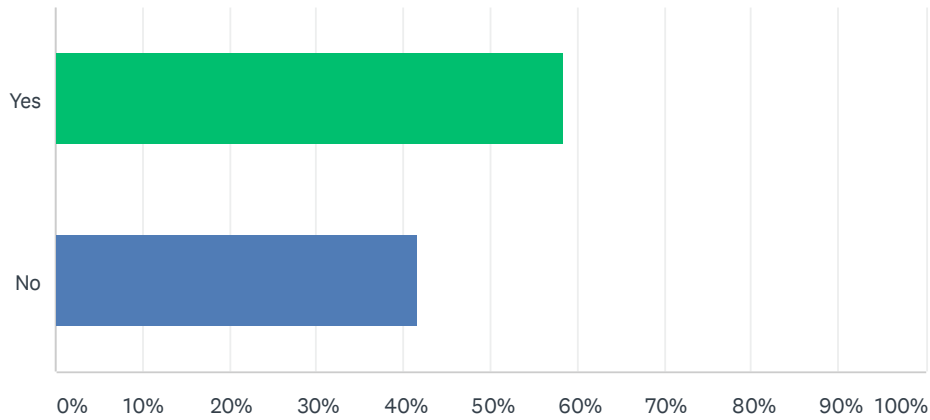


ANSWER CHOICES	RESPONSES	
Strongly agree	42.21%	84
Agree	31.66%	63
Neither agree nor disagree	7.54%	15
Disagree	4.52%	9
Strongly disagree	14.07%	28
<b>TOTAL</b>		<b>199</b>



### Q15 Do you think you will be more likely to use public transport to travel to and from Southampton city centre with the new bus facilities (including bus shelters and real-time information) in place at the train station?

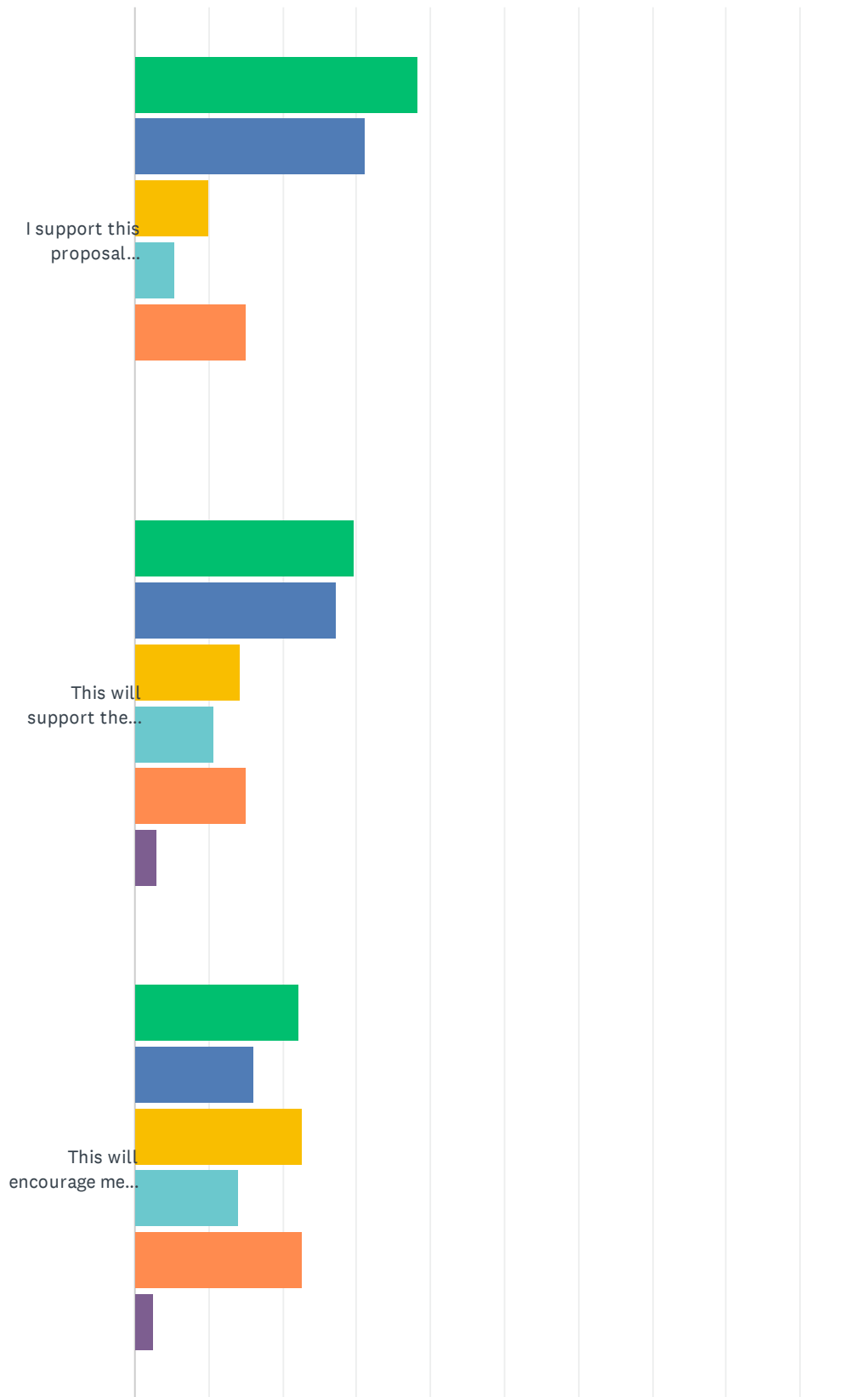
Answered: 199 Skipped: 1,829

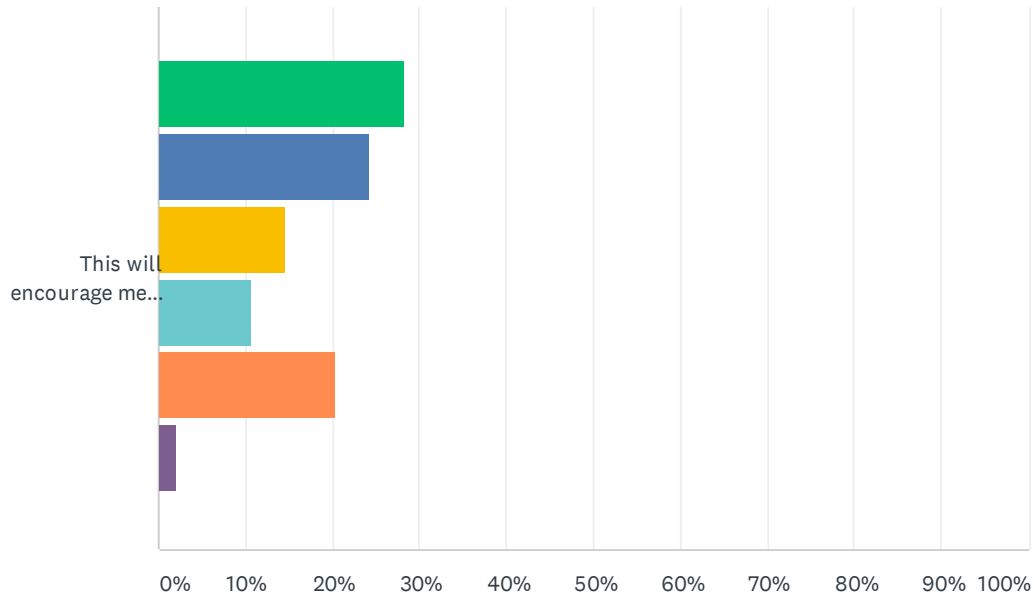


ANSWER CHOICES	RESPONSES	
Yes	58.29%	116
No	41.71%	83
<b>TOTAL</b>		<b>199</b>

# Q16 Thinking about the proposed changes, to what extent do you agree or disagree with the following statements?

Answered: 199 Skipped: 1,829



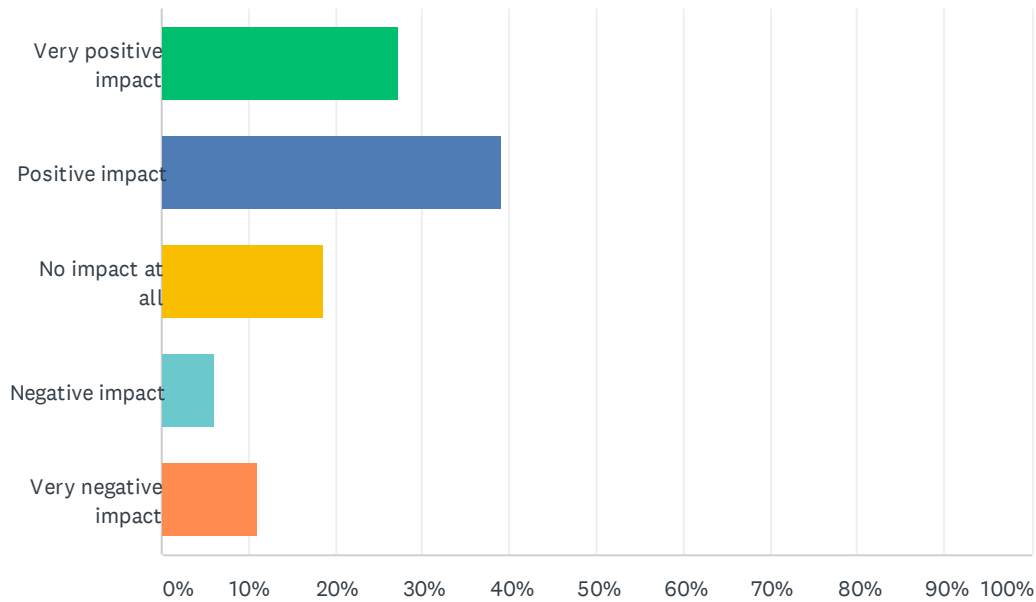


■ Strongly Agree  
 ■ Agree  
 ■ Neither  
 ■ Disagree  
 ■ Strongly Disagree  
 ■ Don't know

	STRONGLY AGREE	AGREE	NEITHER	DISAGREE	STRONGLY DISAGREE	DON'T KNOW	TOTAL
I support this proposal overall	38.19% 76	31.16% 62	10.05% 20	5.53% 11	15.08% 30	0.00% 0	199
This will support the reduction of congestion/air pollution	29.80% 59	27.27% 54	14.14% 28	10.61% 21	15.15% 30	3.03% 6	198
This will encourage me to walk or cycle more	22.11% 44	16.08% 32	22.61% 45	14.07% 28	22.61% 45	2.51% 5	199
This will encourage me to use buses or trains more	28.28% 56	24.24% 48	14.65% 29	10.61% 21	20.20% 40	2.02% 4	198

### Q17 If the proposals were to be implemented, what impact do you feel this may have on you, local businesses or the wider community?

Answered: 199 Skipped: 1,829



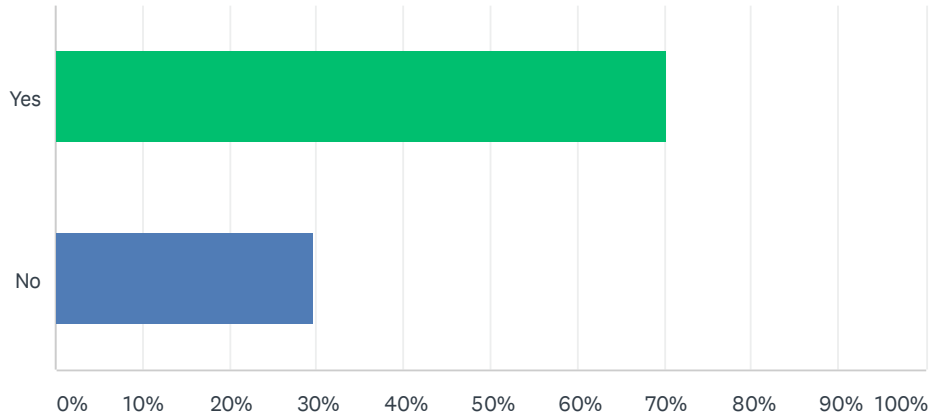
ANSWER CHOICES	RESPONSES	
Very positive impact	27.14%	54
Positive impact	39.20%	78
No impact at all	18.59%	37
Negative impact	6.03%	12
Very negative impact	11.06%	22
Total Respondents: 199		

**Q18 Please provide any further feedback on this scheme using the box below.**

Answered: 98 Skipped: 1,930

### Q19 Do you want to feedback on any other schemes?

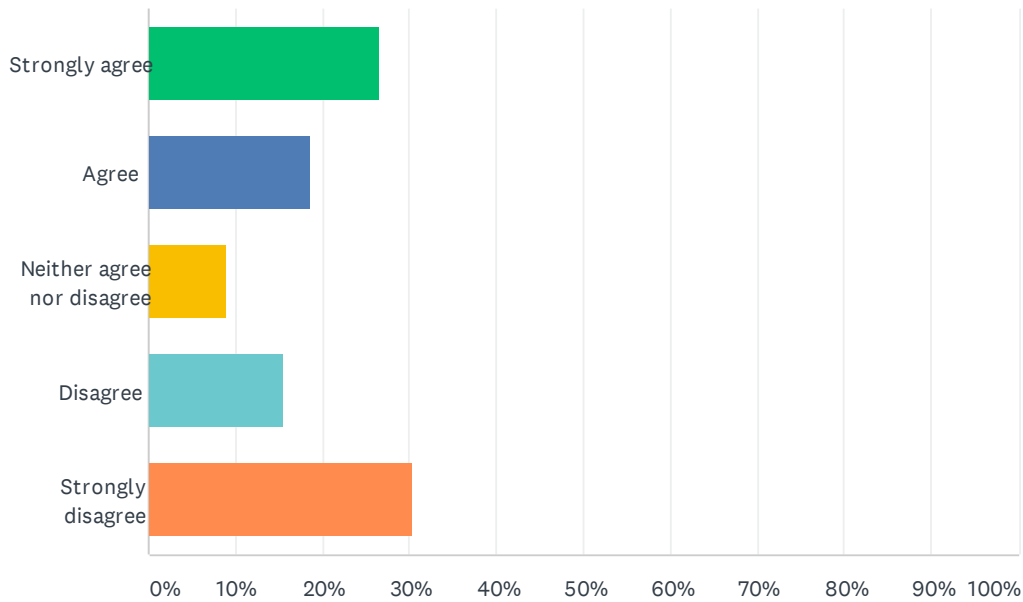
Answered: 199 Skipped: 1,829



ANSWER CHOICES	RESPONSES	
Yes	70.35%	140
No	29.65%	59
Total Respondents: 199		

## Q20 Do you think these improvements will make travelling to the City Centre by bus more attractive?

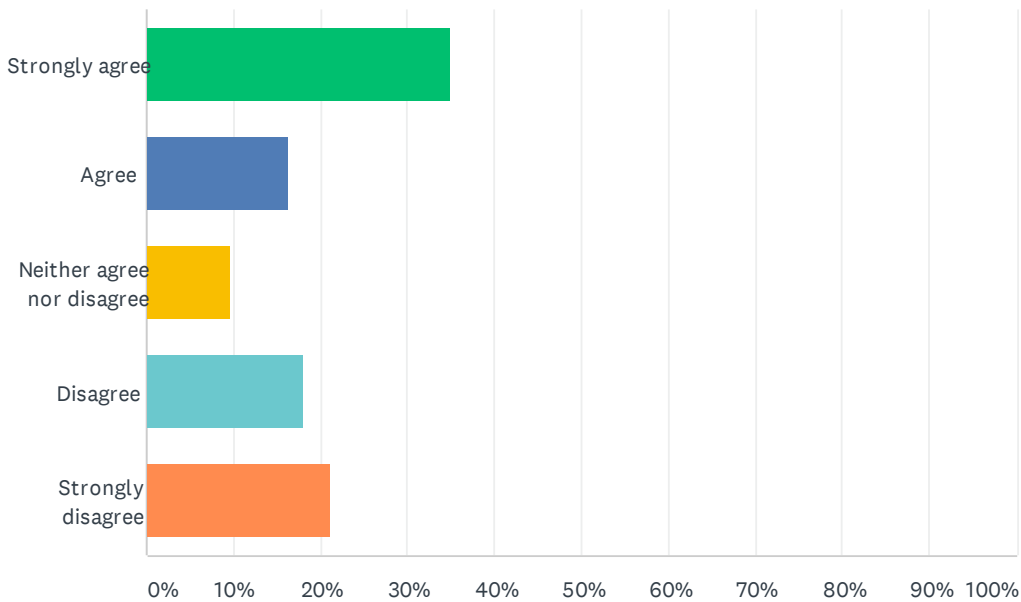
Answered: 188 Skipped: 1,840



ANSWER CHOICES	RESPONSES	
Strongly agree	26.60%	50
Agree	18.62%	35
Neither agree nor disagree	9.04%	17
Disagree	15.43%	29
Strongly disagree	30.32%	57
<b>TOTAL</b>		<b>188</b>

Q21 Plans for the East/West spine are to include wider pavements, separated cycle routes and less conflict with passing traffic. Do you agree that the proposed plans will help to create a safer, less congested area for pedestrians and cyclists, as well as faster and more reliable journey times for buses?

Answered: 189 Skipped: 1,839

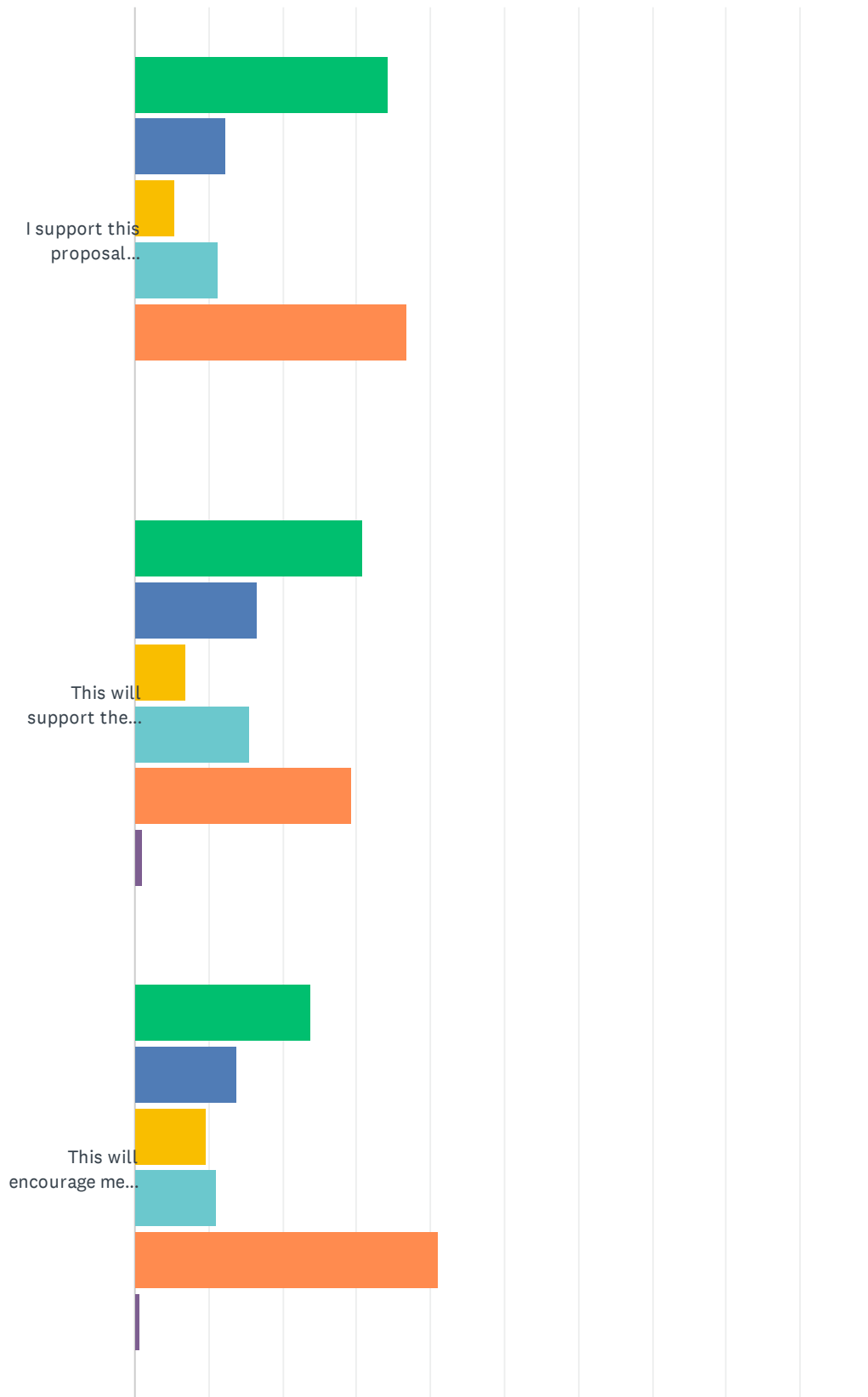


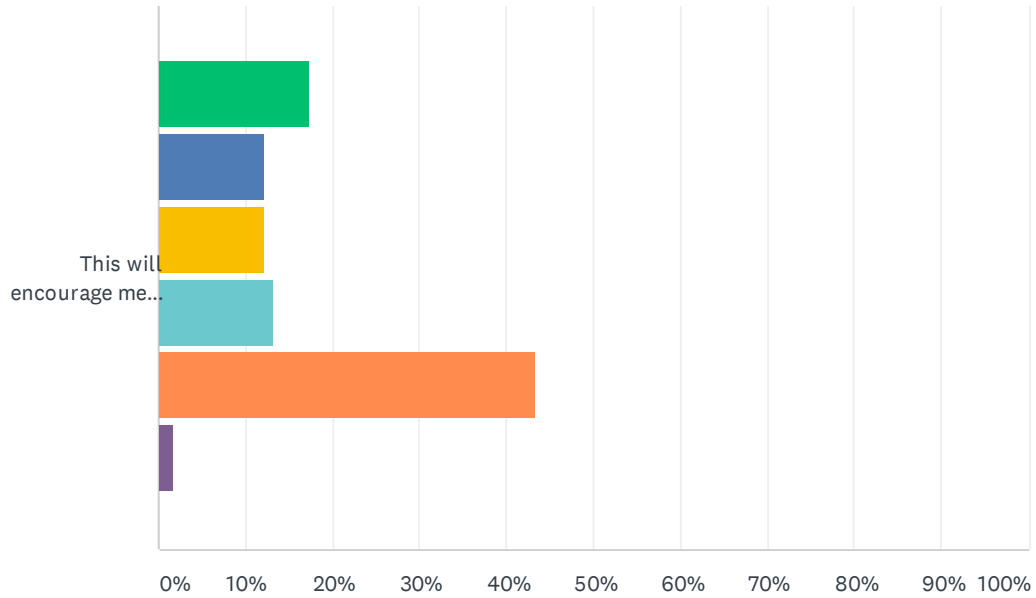
ANSWER CHOICES	RESPONSES	
Strongly agree	34.92%	66
Agree	16.40%	31
Neither agree nor disagree	9.52%	18
Disagree	17.99%	34
Strongly disagree	21.16%	40
<b>TOTAL</b>		<b>189</b>



# Q22 Thinking about the proposed changes, to what extent do you agree or disagree with the following statements?

Answered: 189 Skipped: 1,839



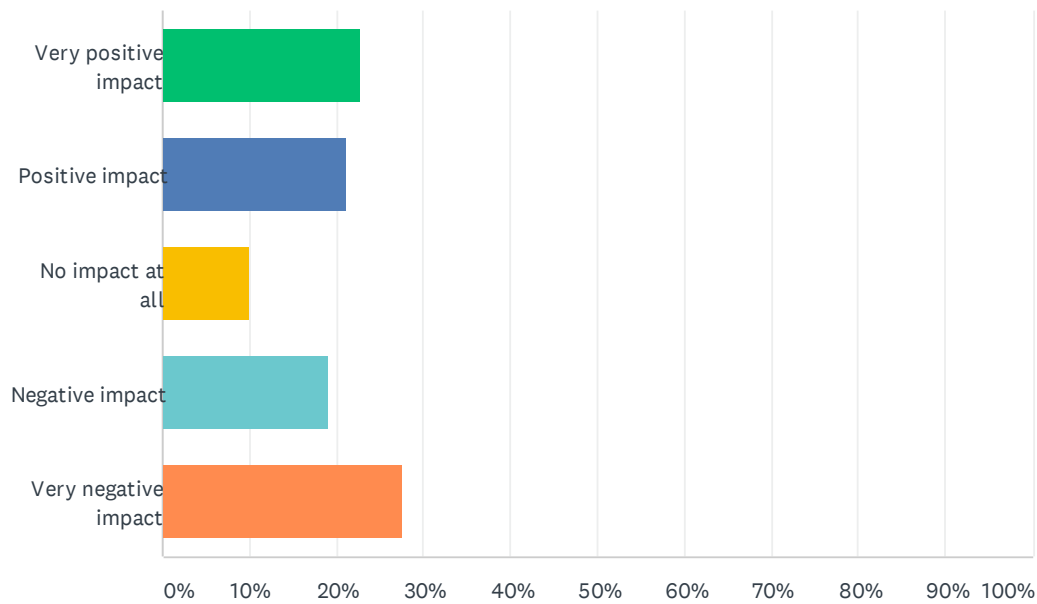


■ Strongly Agree  
 ■ Agree  
 ■ Neither  
 ■ Disagree  
 ■ Strongly Disagree  
 ■ Don't know

	STRONGLY AGREE	AGREE	NEITHER	DISAGREE	STRONGLY DISAGREE	DON'T KNOW	TOTAL
I support this proposal overall	34.22% 64	12.30% 23	5.35% 10	11.23% 21	36.90% 69	0.00% 0	187
This will support the reduction of congestion/air pollution	30.85% 58	16.49% 31	6.91% 13	15.43% 29	29.26% 55	1.06% 2	188
This will encourage me to walk or cycle more	23.94% 45	13.83% 26	9.57% 18	11.17% 21	40.96% 77	0.53% 1	188
This will encourage me to use buses or trains more	17.46% 33	12.17% 23	12.17% 23	13.23% 25	43.39% 82	1.59% 3	189

### Q23 If the proposals were to be implemented, what impact do you feel this may have on you, local businesses or the wider community?

Answered: 189 Skipped: 1,839



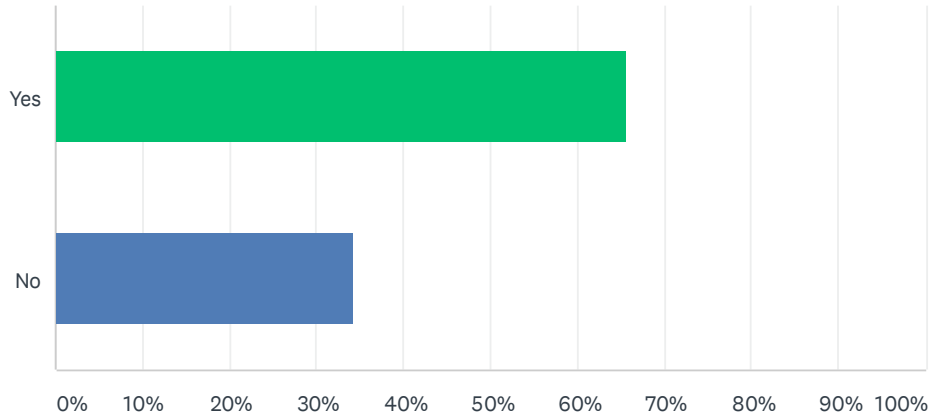
ANSWER CHOICES	RESPONSES	
Very positive impact	22.75%	43
Positive impact	21.16%	40
No impact at all	10.05%	19
Negative impact	19.05%	36
Very negative impact	27.51%	52
Total Respondents: 189		

**Q24 Please provide any further feedback on this scheme using the box below.**

Answered: 101 Skipped: 1,927

### Q25 Do you want to feedback on any other schemes?

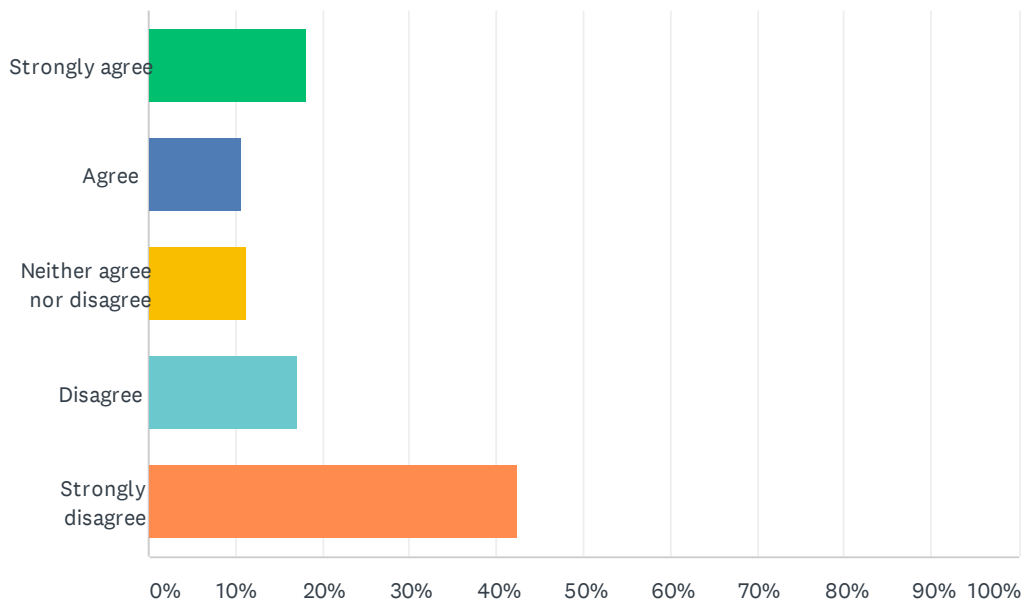
Answered: 189 Skipped: 1,839



ANSWER CHOICES	RESPONSES	
Yes	65.61%	124
No	34.39%	65
Total Respondents: 189		

## Q26 Do you agree with the council's proposed set of changes to the Six Dials Junction (St Andrews Road/Kingsway/New Road)?

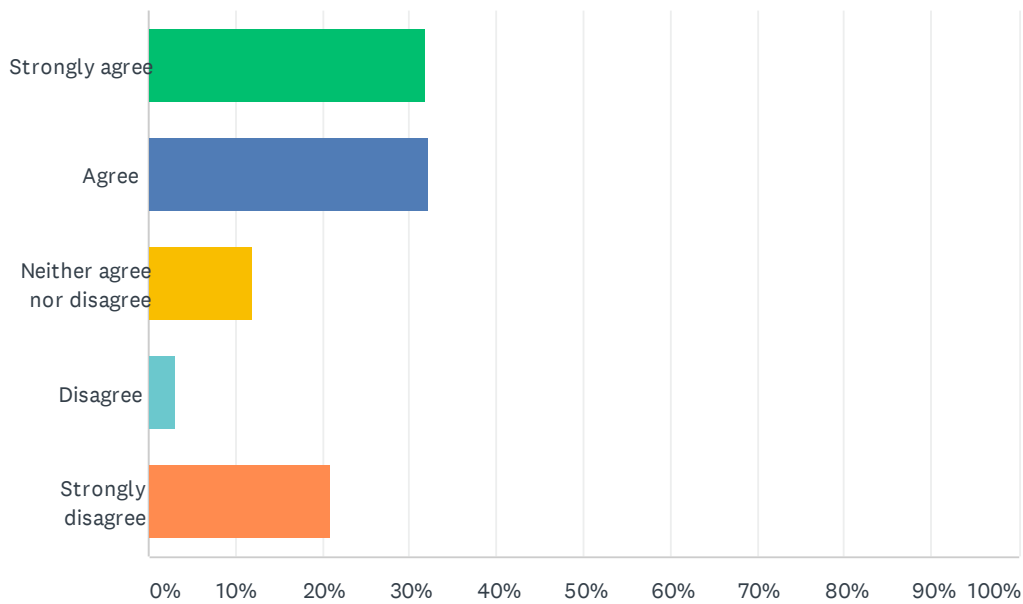
Answered: 186 Skipped: 1,842



ANSWER CHOICES	RESPONSES	
Strongly agree	18.28%	34
Agree	10.75%	20
Neither agree nor disagree	11.29%	21
Disagree	17.20%	32
Strongly disagree	42.47%	79
<b>TOTAL</b>		<b>186</b>

### Q27 Do you agree with the council’s proposal to improve the underpasses to create a better pedestrian environment around the Six Dials junction?

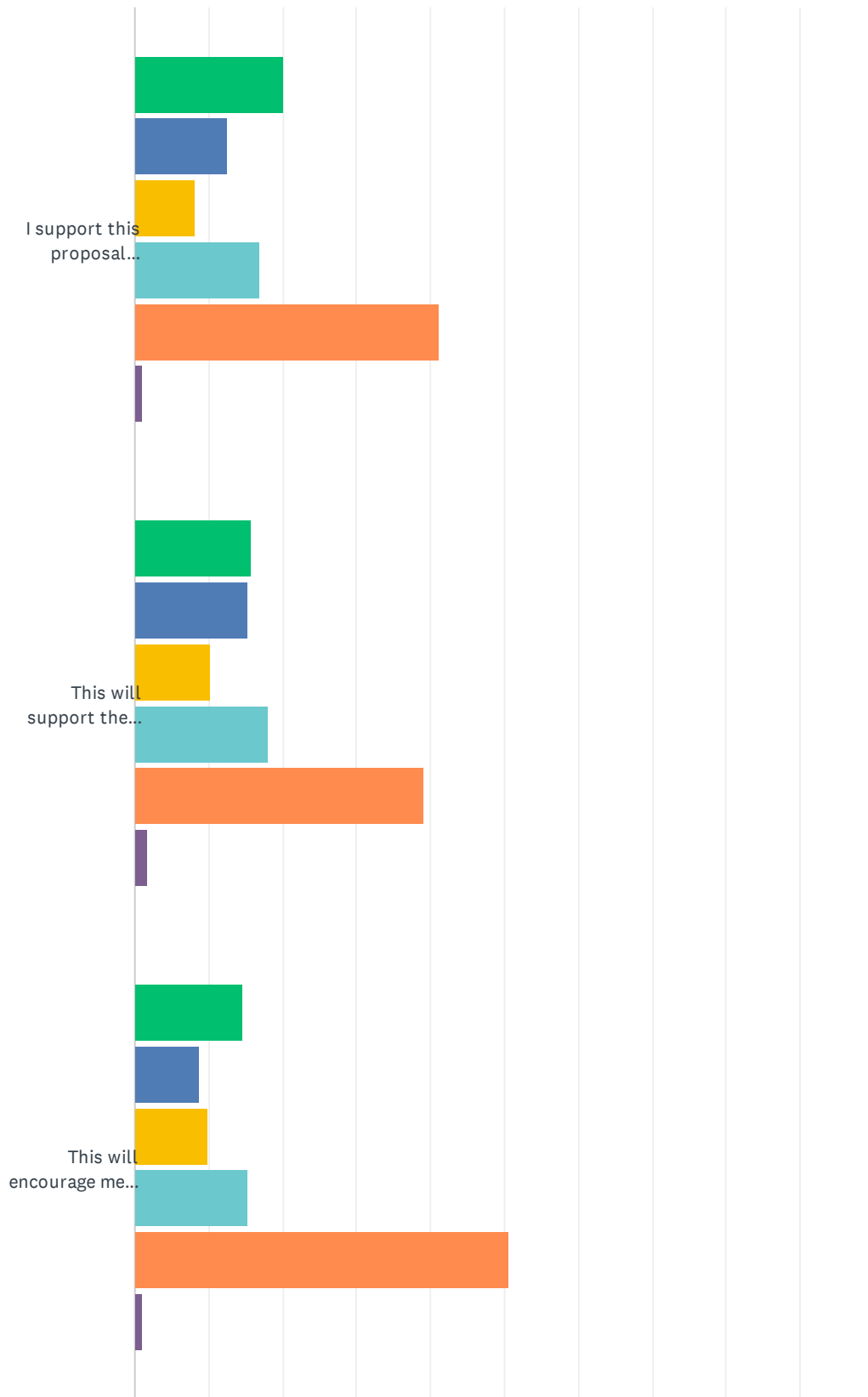
Answered: 186 Skipped: 1,842



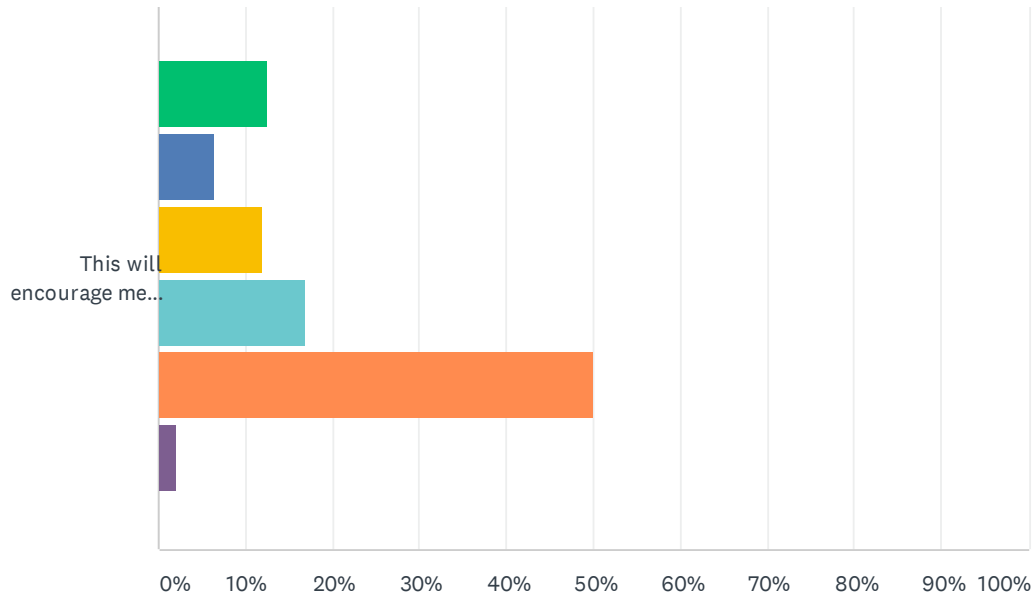
ANSWER CHOICES	RESPONSES	
Strongly agree	31.72%	59
Agree	32.26%	60
Neither agree nor disagree	11.83%	22
Disagree	3.23%	6
Strongly disagree	20.97%	39
<b>TOTAL</b>		<b>186</b>

# Q28 Thinking about the proposed changes, to what extent do you agree or disagree with the following statements?

Answered: 184 Skipped: 1,844





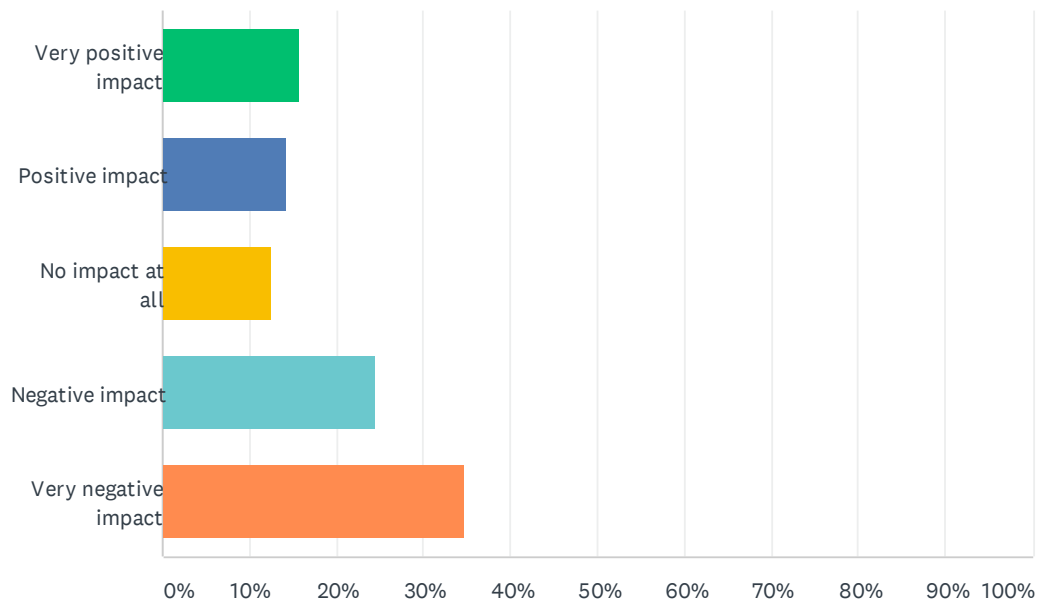


■ Strongly Agree  
 ■ Agree  
 ■ Neither  
 ■ Disagree  
 ■ Strongly Disagree  
 ■ Don't know

	STRONGLY AGREE	AGREE	NEITHER	DISAGREE	STRONGLY DISAGREE	DON'T KNOW	TOTAL
I support this proposal overall	20.11% 37	12.50% 23	8.15% 15	16.85% 31	41.30% 76	1.09% 2	184
This will support the reduction of congestion/air pollution	15.76% 29	15.22% 28	10.33% 19	17.93% 33	39.13% 72	1.63% 3	184
This will encourage me to walk or cycle more	14.67% 27	8.70% 16	9.78% 18	15.22% 28	50.54% 93	1.09% 2	184
This will encourage me to use buses or trains more	12.50% 23	6.52% 12	11.96% 22	16.85% 31	50.00% 92	2.17% 4	184

## Q29 If the proposals were to be implemented, what impact do you feel this may have on you, local businesses or the wider community?

Answered: 184 Skipped: 1,844



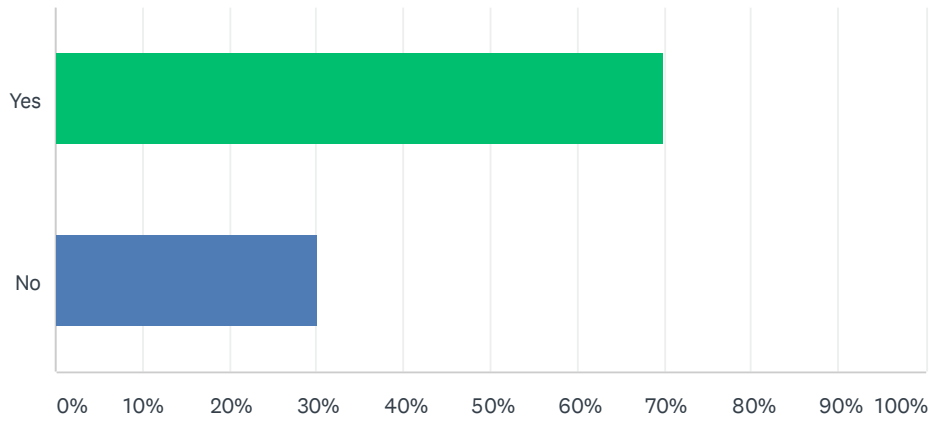
ANSWER CHOICES	RESPONSES	
Very positive impact	15.76%	29
Positive impact	14.13%	26
No impact at all	12.50%	23
Negative impact	24.46%	45
Very negative impact	34.78%	64
Total Respondents: 184		

**Q30 Please provide any further feedback on this scheme using the box below.**

Answered: 104 Skipped: 1,924

### Q31 Do you want to feedback on any other schemes?

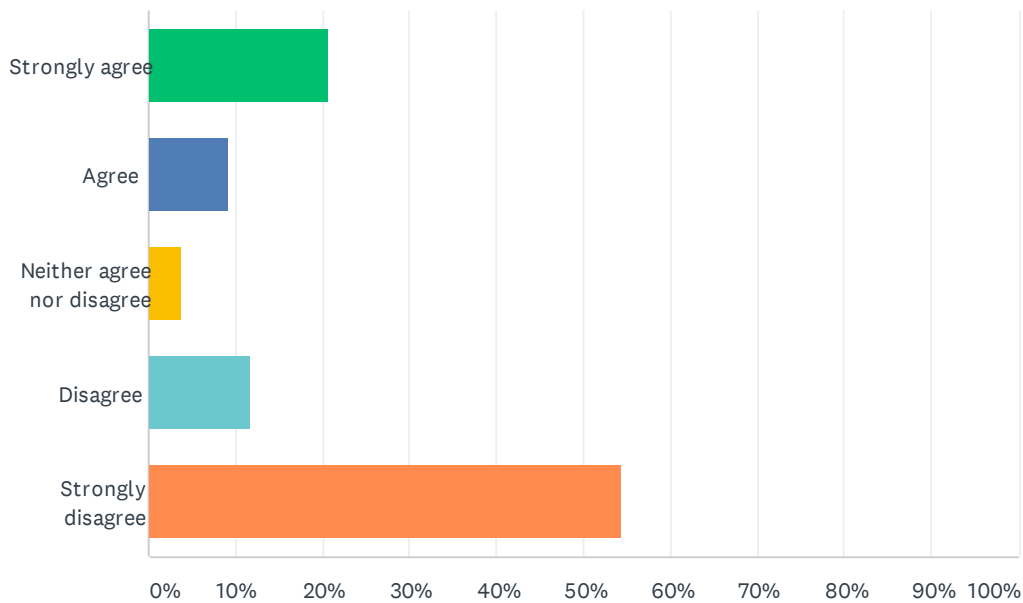
Answered: 186 Skipped: 1,842



ANSWER CHOICES	RESPONSES	
Yes	69.89%	130
No	30.11%	56
Total Respondents: 186		

### Q32 To what extent do you agree or disagree with the council’s proposal to provide a new transport interchange at the Albion Street car park site, to provide for new bus stops with quality shelters and helpful information?

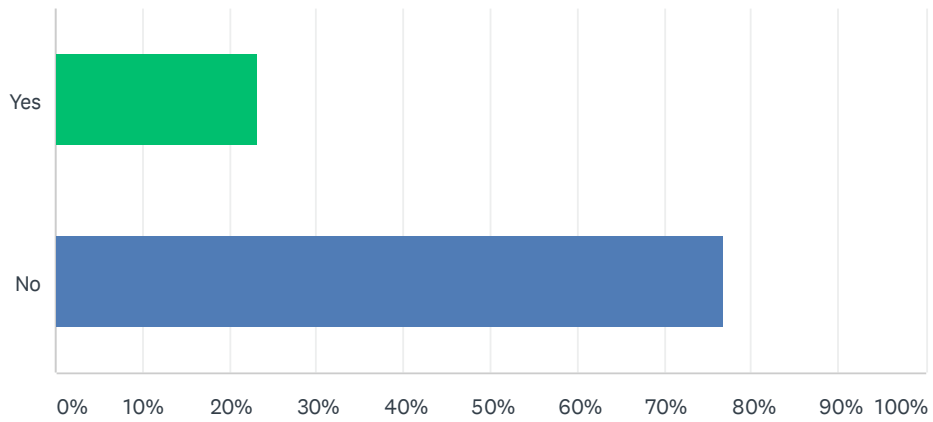
Answered: 399 Skipped: 1,629



ANSWER CHOICES	RESPONSES	
Strongly agree	20.80%	83
Agree	9.27%	37
Neither agree nor disagree	3.76%	15
Disagree	11.78%	47
Strongly disagree	54.39%	217
<b>TOTAL</b>		<b>399</b>

### Q33 Will you be more likely to choose to travel by bus with the introduction of the proposed bus hub?

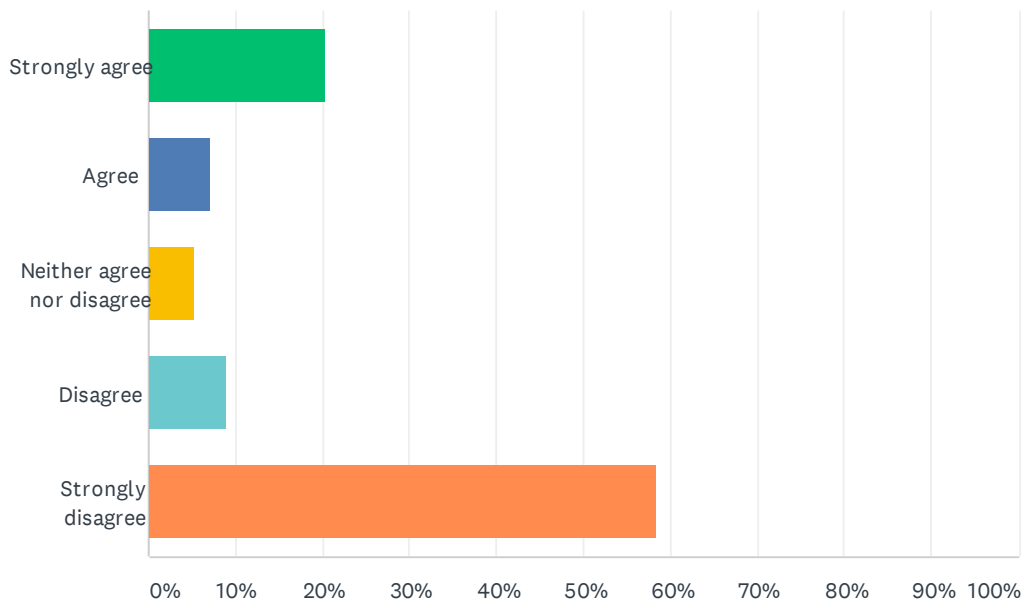
Answered: 399 Skipped: 1,629



ANSWER CHOICES	RESPONSES	
Yes	23.31%	93
No	76.69%	306
TOTAL		399

### Q34 Do you agree with the council’s proposal to convert Castle Way car park into a soft landscape area / urban park to create a more inviting City Centre where people can relax and spend time?

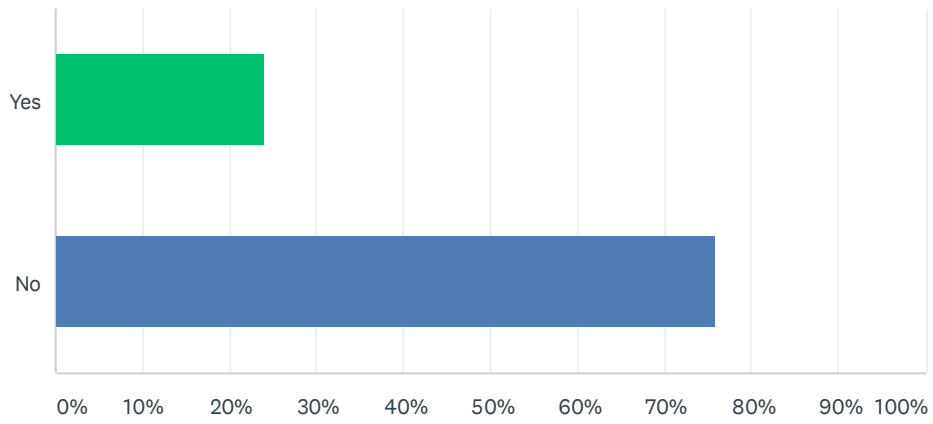
Answered: 399 Skipped: 1,629



ANSWER CHOICES	RESPONSES	
Strongly agree	20.30%	81
Agree	7.02%	28
Neither agree nor disagree	5.26%	21
Disagree	9.02%	36
Strongly disagree	58.40%	233
<b>TOTAL</b>		<b>399</b>

# Q35 Will this scheme make bus travel into the city centre more attractive to you?

Answered: 399 Skipped: 1,629

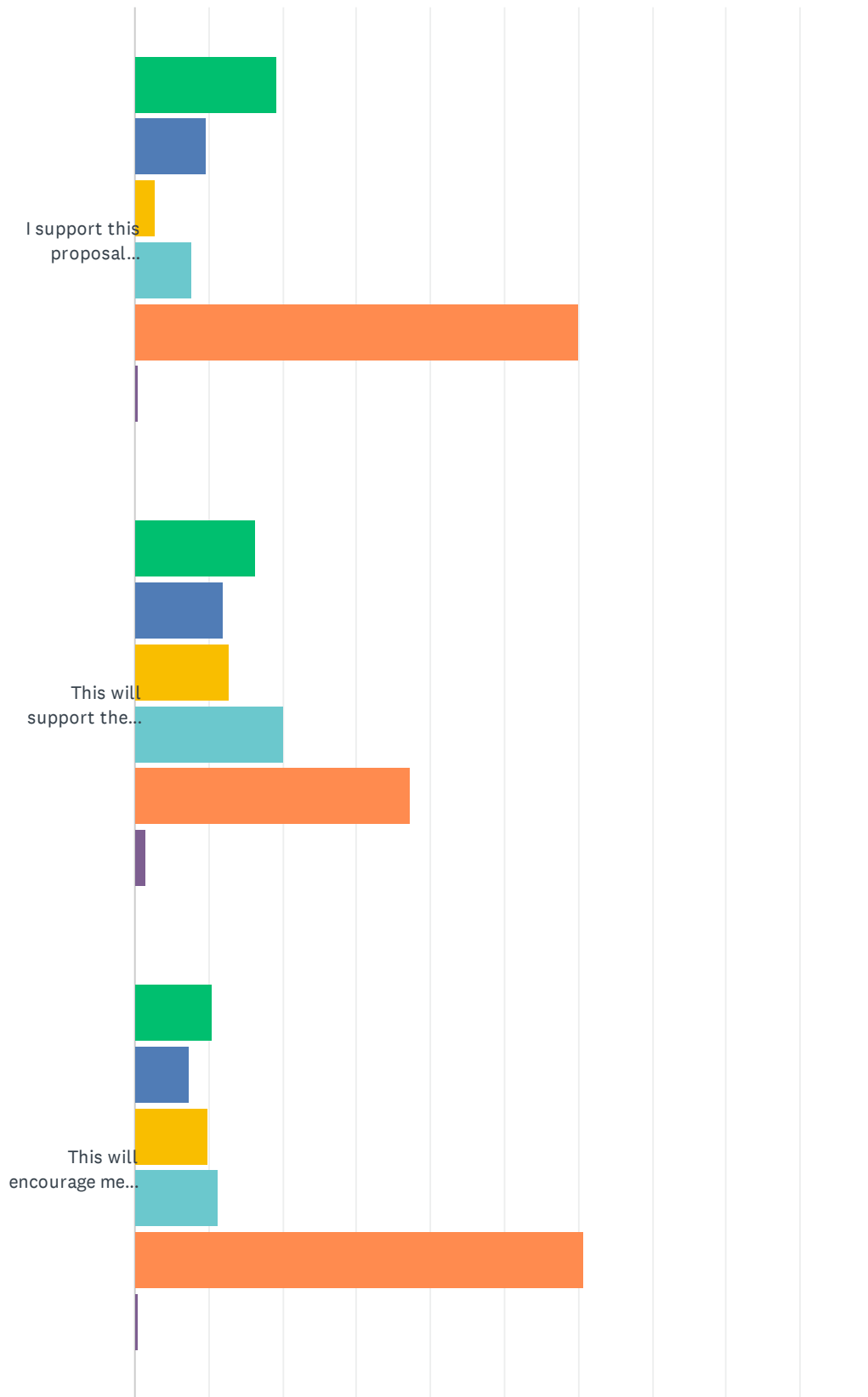


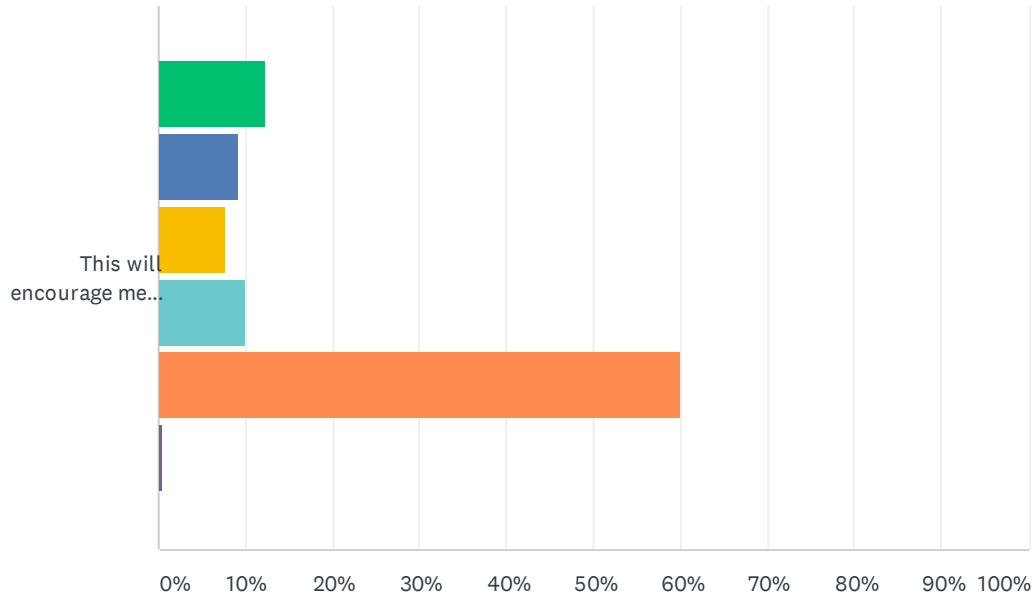
ANSWER CHOICES	RESPONSES	
Yes	24.06%	96
No	75.94%	303
TOTAL		399



# Q36 Thinking about the proposed changes, to what extent do you agree or disagree with the following statements?

Answered: 399 Skipped: 1,629



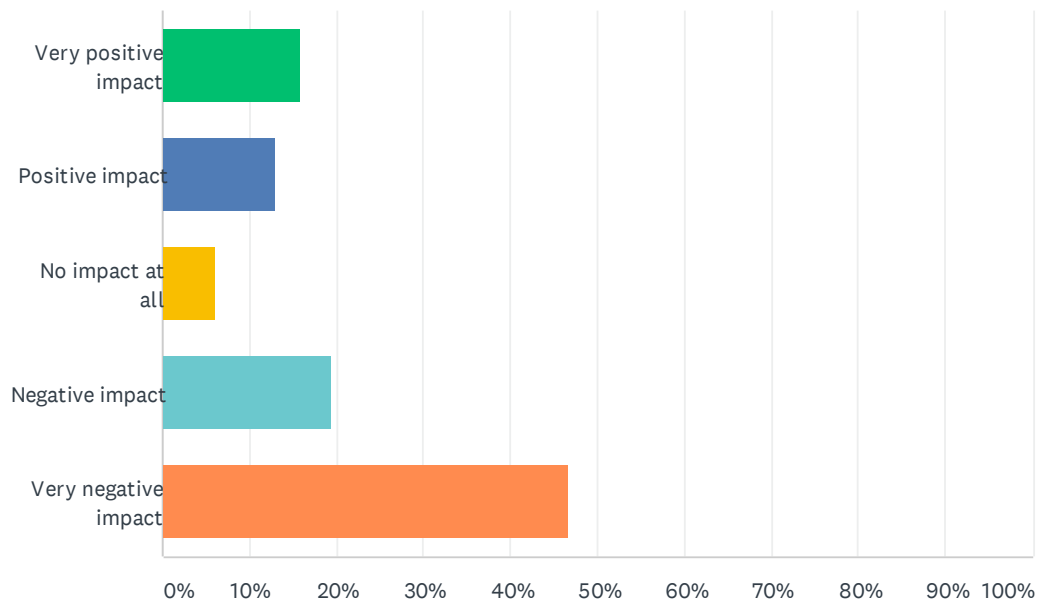


■ Strongly Agree  
 ■ Agree  
 ■ Neither  
 ■ Disagree  
 ■ Strongly Disagree  
 ■ Don't know

	STRONGLY AGREE	AGREE	NEITHER	DISAGREE	STRONGLY DISAGREE	DON'T KNOW	TOTAL
I support this proposal overall	19.19% 76	9.60% 38	2.78% 11	7.83% 31	60.10% 238	0.51% 2	396
This will support the reduction of congestion/air pollution	16.37% 65	11.84% 47	12.85% 51	20.15% 80	37.28% 148	1.51% 6	397
This will encourage me to walk or cycle more	10.53% 42	7.27% 29	9.77% 39	11.28% 45	60.65% 242	0.50% 2	399
This will encourage me to use buses or trains more	12.31% 49	9.30% 37	7.79% 31	10.05% 40	60.05% 239	0.50% 2	398

### Q37 If the proposals were to be implemented, what impact do you feel this may have on you, local businesses or the wider community?

Answered: 396 Skipped: 1,632



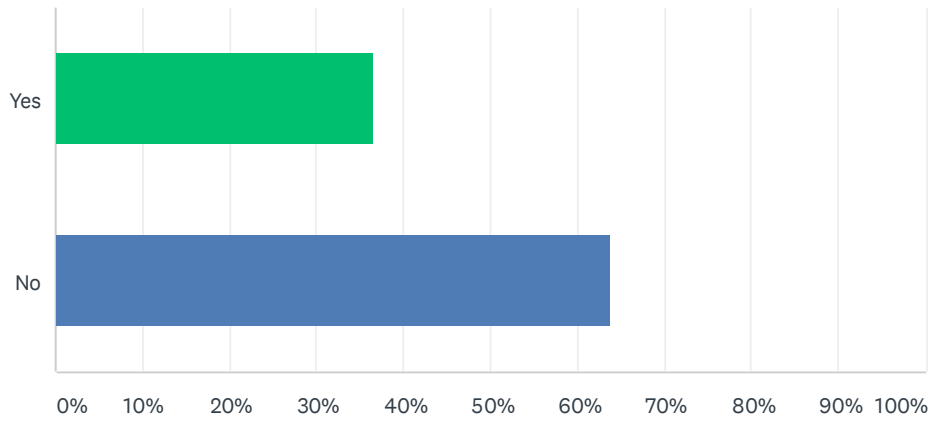
ANSWER CHOICES	RESPONSES	
Very positive impact	15.91%	63
Positive impact	12.88%	51
No impact at all	6.06%	24
Negative impact	19.44%	77
Very negative impact	46.72%	185
Total Respondents: 396		

**Q38 Please provide any further feedback on this scheme using the box below.**

Answered: 247 Skipped: 1,781

### Q39 Do you want to feedback on any other schemes?

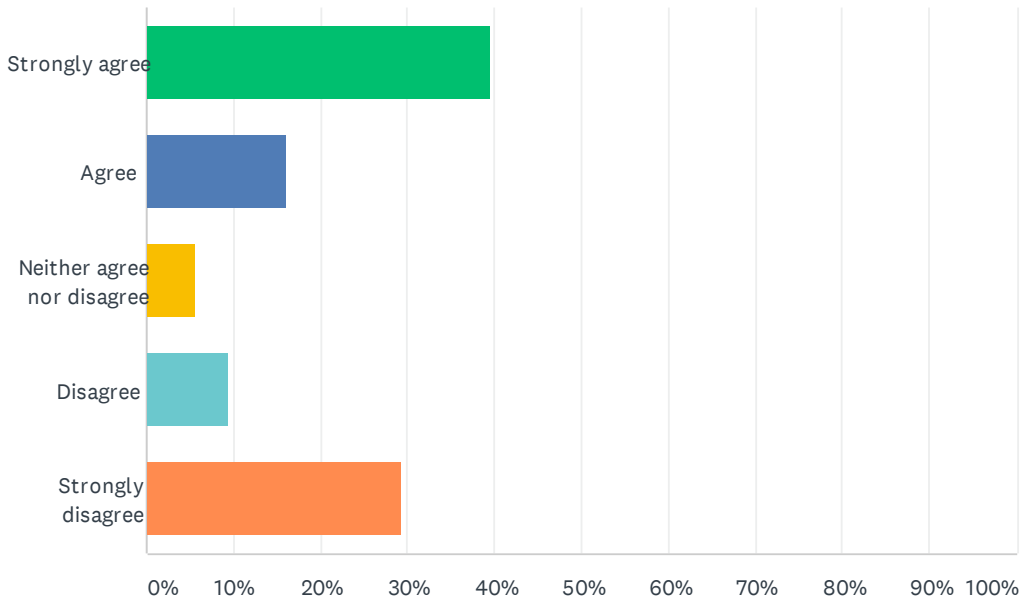
Answered: 399 Skipped: 1,629



ANSWER CHOICES	RESPONSES	
Yes	36.59%	146
No	63.91%	255
Total Respondents: 399		

### Q40 To what extent do you agree or disagree with the council's commitment to encourage sustainable travel and improve air quality in the city by making Portland Terrace bus/taxi/bike only?

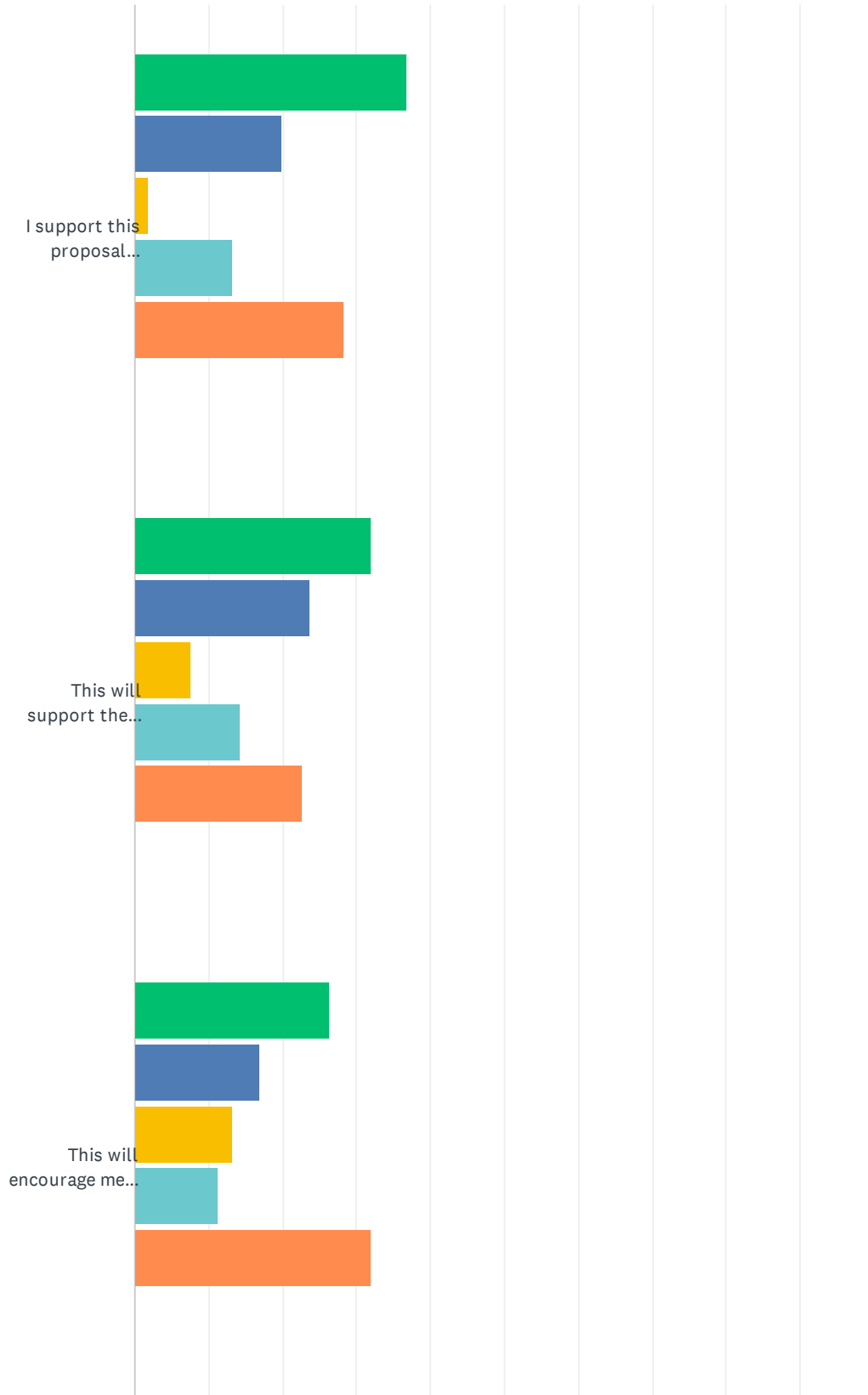
Answered: 106 Skipped: 1,922

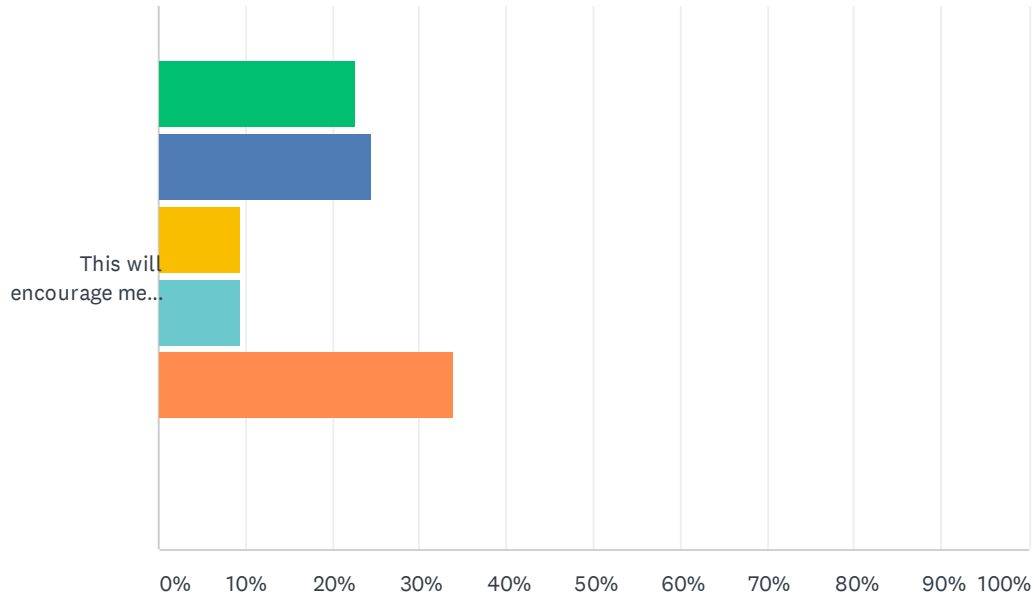


ANSWER CHOICES	RESPONSES	
Strongly agree	39.62%	42
Agree	16.04%	17
Neither agree nor disagree	5.66%	6
Disagree	9.43%	10
Strongly disagree	29.25%	31
<b>TOTAL</b>		<b>106</b>

# Q41 Thinking about the proposed changes, to what extent do you agree or disagree with the following statements?

Answered: 106 Skipped: 1,922





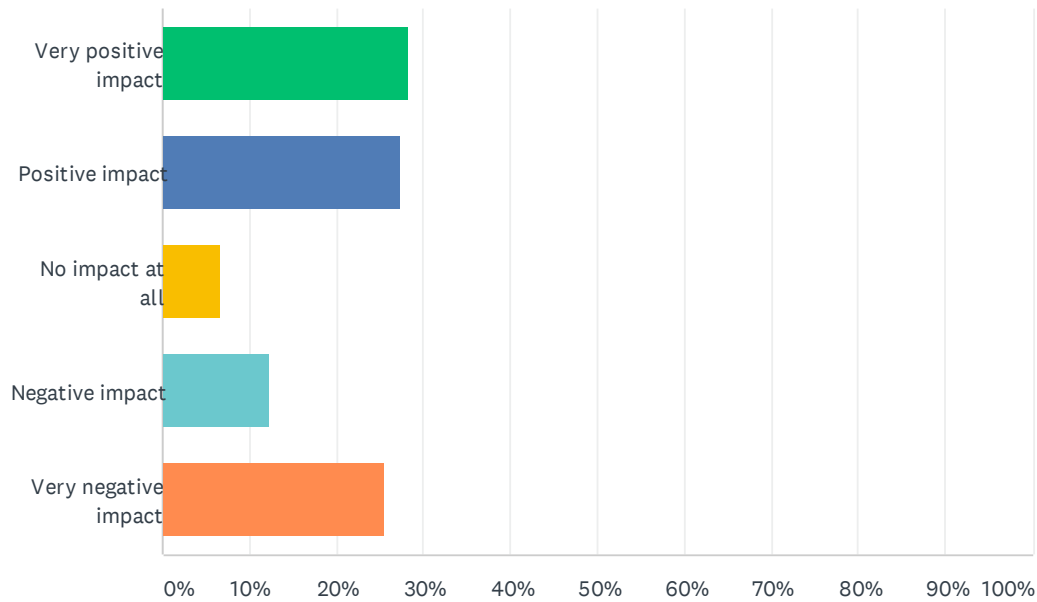
■ Strongly Agree  
 ■ Agree  
 ■ Neither  
 ■ Disagree  
 ■ Strongly Disagree  
■ Don't know

	STRONGLY AGREE	AGREE	NEITHER	DISAGREE	STRONGLY DISAGREE	DON'T KNOW	TOTAL
I support this proposal overall	36.79% 39	19.81% 21	1.89% 2	13.21% 14	28.30% 30	0.00% 0	106
This will support the reduction of congestion/air pollution	32.08% 34	23.58% 25	7.55% 8	14.15% 15	22.64% 24	0.00% 0	106
This will encourage me to walk or cycle more	26.42% 28	16.98% 18	13.21% 14	11.32% 12	32.08% 34	0.00% 0	106
This will encourage me to use buses or trains more	22.64% 24	24.53% 26	9.43% 10	9.43% 10	33.96% 36	0.00% 0	106



## Q42 If the proposals were to be implemented, what impact do you feel this may have on you, local businesses or the wider community?

Answered: 106 Skipped: 1,922



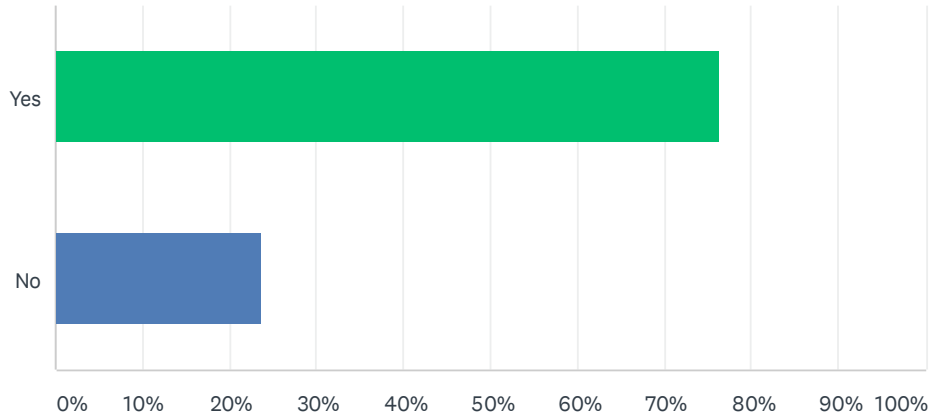
ANSWER CHOICES	RESPONSES	
Very positive impact	28.30%	30
Positive impact	27.36%	29
No impact at all	6.60%	7
Negative impact	12.26%	13
Very negative impact	25.47%	27
Total Respondents: 106		

**Q43 Please provide any further feedback on this scheme using the box below.**

Answered: 60 Skipped: 1,968

### Q44 Do you want to feedback on any other schemes?

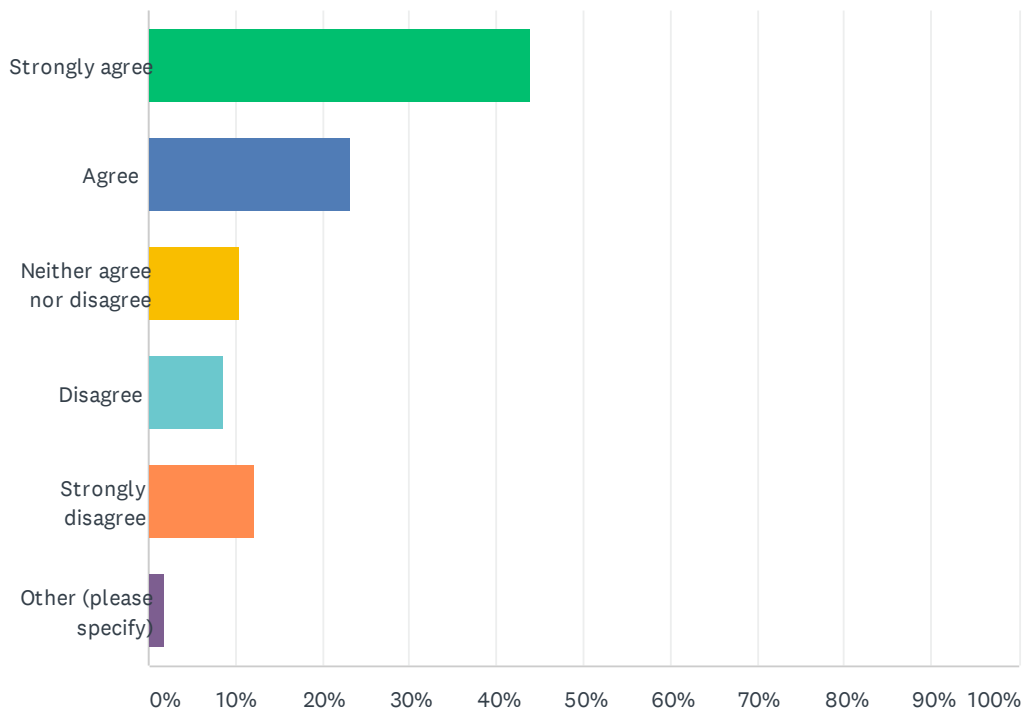
Answered: 106 Skipped: 1,922



ANSWER CHOICES	RESPONSES	
Yes	76.42%	81
No	23.58%	25
Total Respondents: 106		

### Q45 To what extent do you agree or disagree with the council's commitment to encourage sustainable travel and improve air quality in the city by improving public transport facilities on Above Bar Street?

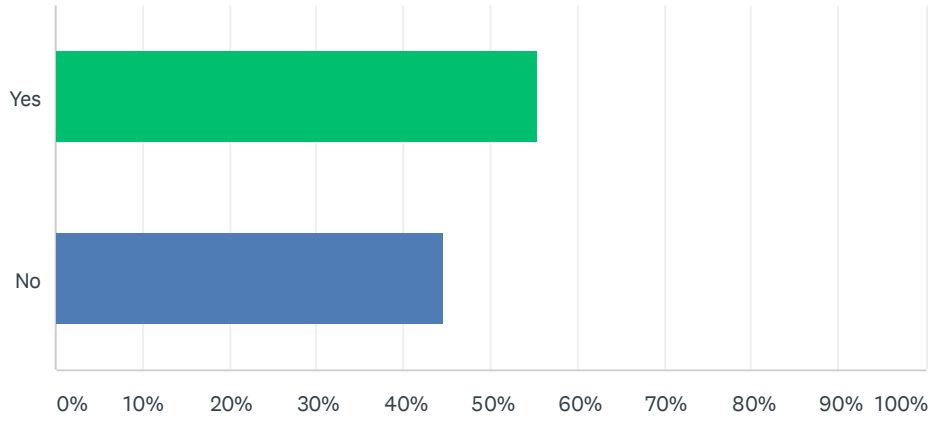
Answered: 164 Skipped: 1,864



ANSWER CHOICES	RESPONSES	
Strongly agree	43.90%	72
Agree	23.17%	38
Neither agree nor disagree	10.37%	17
Disagree	8.54%	14
Strongly disagree	12.20%	20
Other (please specify)	1.83%	3
<b>TOTAL</b>		<b>164</b>

### Q46 Will the proposed improvements to Above Bar Street make the use of public transport more attractive to you?

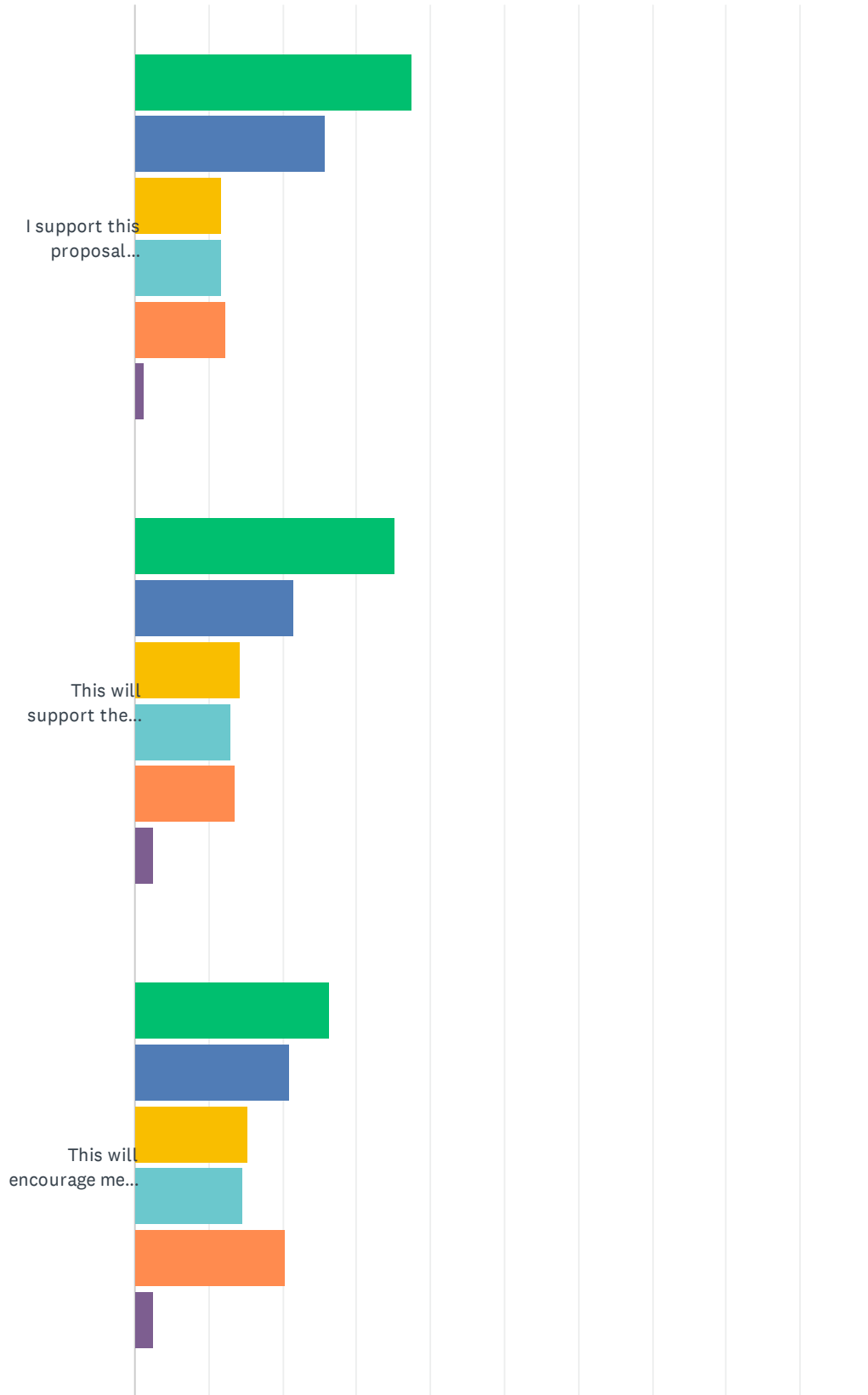
Answered: 164 Skipped: 1,864

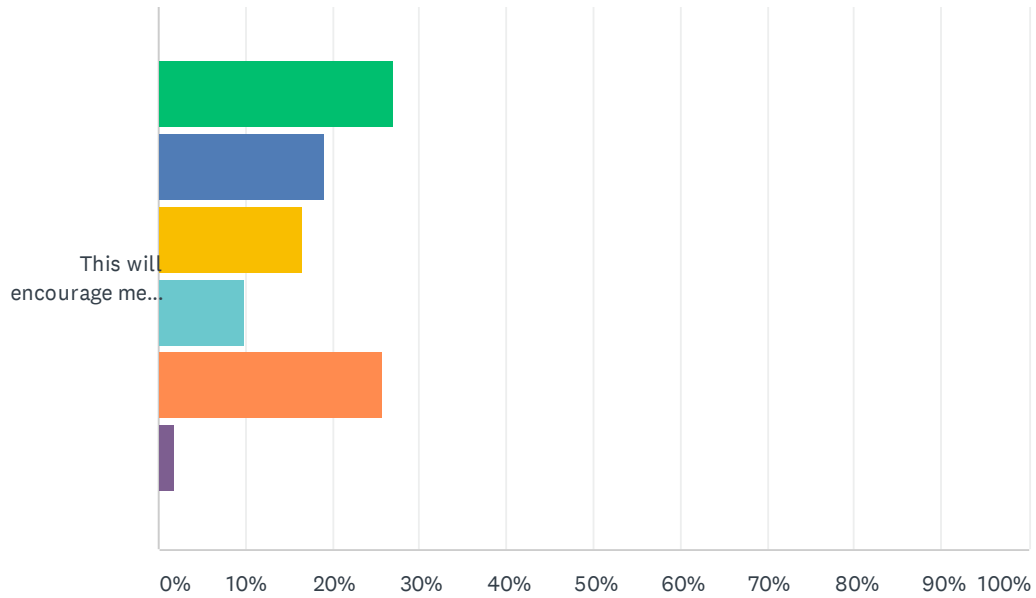


ANSWER CHOICES	RESPONSES	
Yes	55.49%	91
No	44.51%	73
TOTAL		164

# Q47 Thinking about the proposed changes, to what extent do you agree or disagree with the following statements?

Answered: 163 Skipped: 1,865



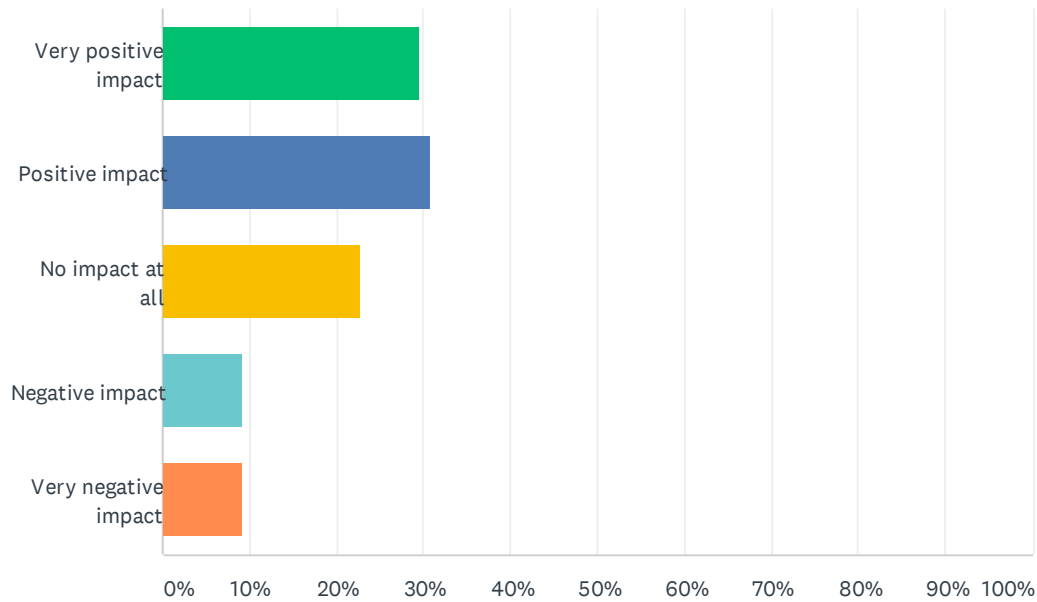


■ Strongly Agree  
 ■ Agree  
 ■ Neither  
 ■ Disagree  
 ■ Strongly Disagree  
 ■ Don't know

	STRONGLY AGREE	AGREE	NEITHER	DISAGREE	STRONGLY DISAGREE	DON'T KNOW	TOTAL
I support this proposal overall	37.42% 61	25.77% 42	11.66% 19	11.66% 19	12.27% 20	1.23% 2	163
This will support the reduction of congestion/air pollution	35.19% 57	21.60% 35	14.20% 23	12.96% 21	13.58% 22	2.47% 4	162
This will encourage me to walk or cycle more	26.38% 43	20.86% 34	15.34% 25	14.72% 24	20.25% 33	2.45% 4	163
This will encourage me to use buses or trains more	26.99% 44	19.02% 31	16.56% 27	9.82% 16	25.77% 42	1.84% 3	163

### Q48 If the proposals were to be implemented, what impact do you feel this may have on you, local businesses or the wider community?

Answered: 163 Skipped: 1,865



ANSWER CHOICES	RESPONSES	
Very positive impact	29.45%	48
Positive impact	30.67%	50
No impact at all	22.70%	37
Negative impact	9.20%	15
Very negative impact	9.20%	15
Total Respondents: 163		

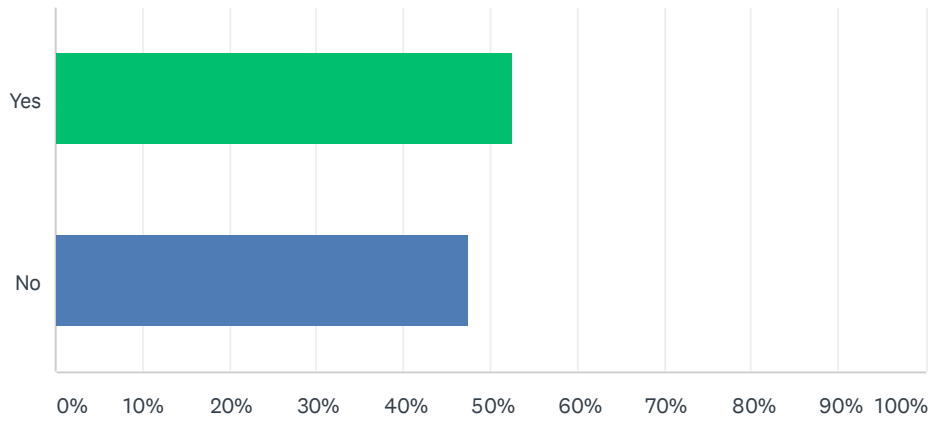


**Q49 Please provide any further feedback on this scheme using the box below.**

Answered: 80 Skipped: 1,948

### Q50 Do you want to feedback on any other schemes?

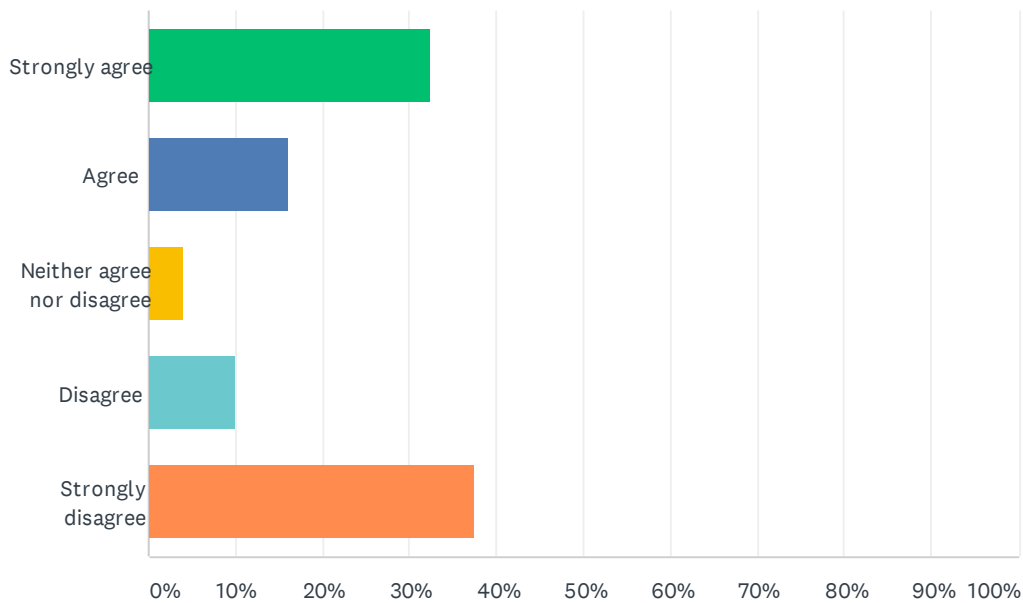
Answered: 164 Skipped: 1,864



ANSWER CHOICES	RESPONSES	
Yes	52.44%	86
No	47.56%	78
Total Respondents: 164		

## Q51 To what extent do you agree or disagree with the council's commitment to encourage sustainable travel and improve air quality in the city by making Saltmarsh Road bus/taxi only?

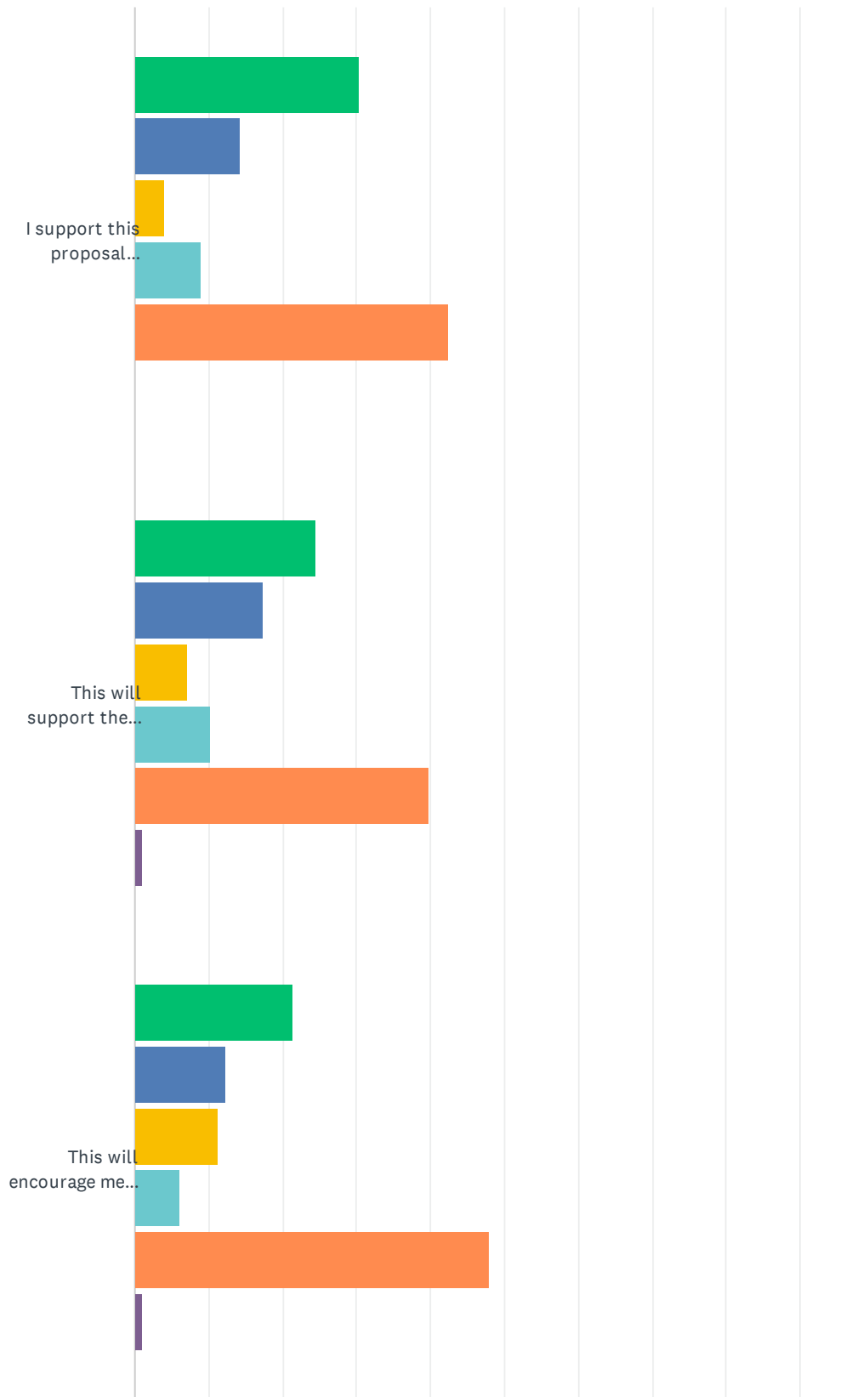
Answered: 99 Skipped: 1,929

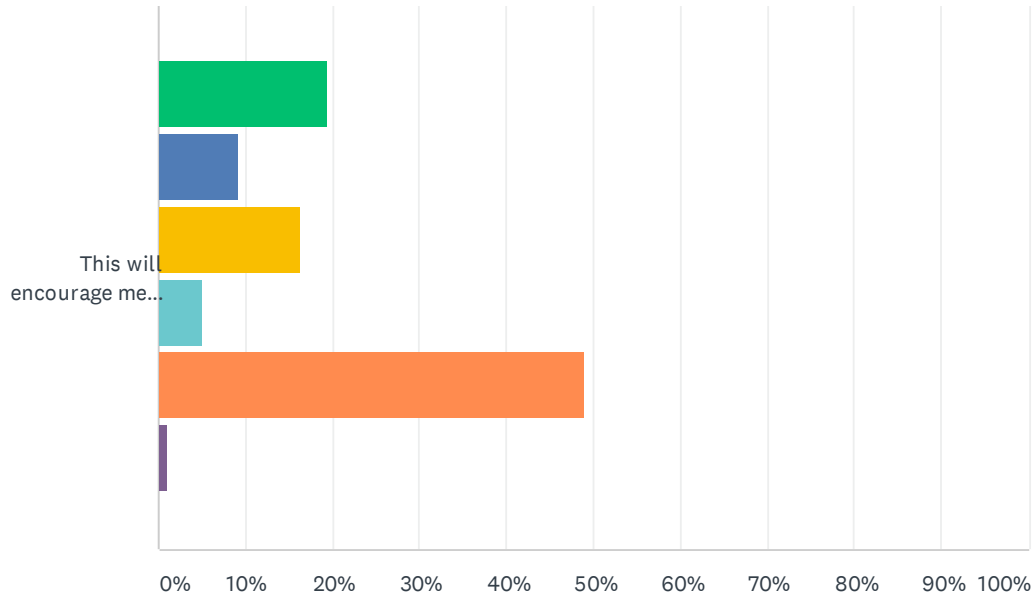


ANSWER CHOICES	RESPONSES	
Strongly agree	32.32%	32
Agree	16.16%	16
Neither agree nor disagree	4.04%	4
Disagree	10.10%	10
Strongly disagree	37.37%	37
<b>TOTAL</b>		<b>99</b>

# Q52 Thinking about the proposed changes, to what extent do you agree or disagree with the following statements?

Answered: 99 Skipped: 1,929



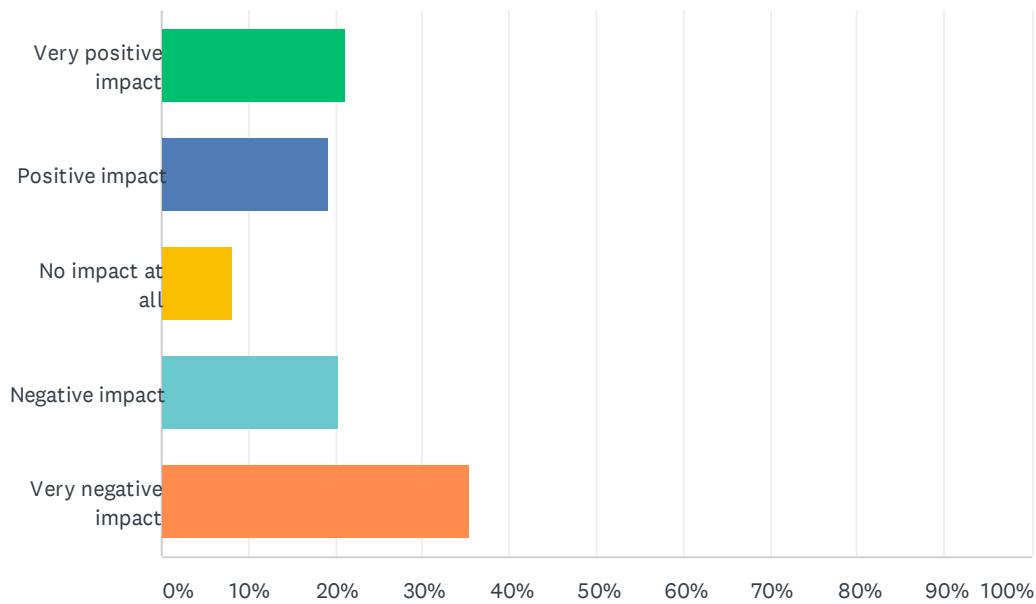


■ Strongly Agree  
 ■ Agree  
 ■ Neither  
 ■ Disagree  
 ■ Strongly Disagree  
 ■ Don't know

	STRONGLY AGREE	AGREE	NEITHER	DISAGREE	STRONGLY DISAGREE	DON'T KNOW	TOTAL
I support this proposal overall	30.30% 30	14.14% 14	4.04% 4	9.09% 9	42.42% 42	0.00% 0	99
This will support the reduction of congestion/air pollution	24.49% 24	17.35% 17	7.14% 7	10.20% 10	39.80% 39	1.02% 1	98
This will encourage me to walk or cycle more	21.43% 21	12.24% 12	11.22% 11	6.12% 6	47.96% 47	1.02% 1	98
This will encourage me to use buses or trains more	19.39% 19	9.18% 9	16.33% 16	5.10% 5	48.98% 48	1.02% 1	98

### Q53 If the proposals were to be implemented, what impact do you feel this may have on you, local businesses or the wider community?

Answered: 99 Skipped: 1,929



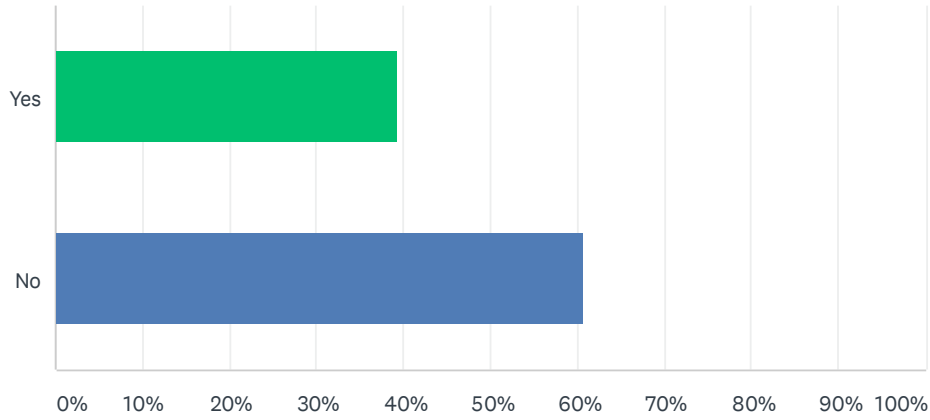
ANSWER CHOICES	RESPONSES	
Very positive impact	21.21%	21
Positive impact	19.19%	19
No impact at all	8.08%	8
Negative impact	20.20%	20
Very negative impact	35.35%	35
Total Respondents: 99		

**Q54 Please provide any further feedback on this scheme using the box below.**

Answered: 62 Skipped: 1,966

### Q55 Do you want to feedback on any other schemes?

Answered: 99 Skipped: 1,929



ANSWER CHOICES	RESPONSES
Yes	39.39% 39
No	60.61% 60
Total Respondents: 99	